

# QIPCO British Champions Day

## Race 3: Qipco British Champions Fillies & Mares Stakes (Group 1) (British Champions Series) - 1M 3F 211Y

15 October 2022 - 14:40



Track Rating: Good to soft, Weather: Overcast, Rail Position: True

Distance To Go		11fur	10fur	9fur	8fur	7fur	6fur	5fur	Last 3fur				
Field Times		0:14.10 (0:14.10)	0:25.37 (0:11.27)	0:37.28 (0:11.91)	0:50.12 (0:12.84)	1:03.58 (0:13.46)	1:16.90 (0:13.32)	1:30.32 (0:13.42)	0:38.10				
Rank	TAB Horse	Barrier	Top Speed [mi/h]	Fastest Section									Distance Travelled [m]
1	11 EMILY UPJOHN L Dettori	10	41.4	0:11.23	0:14.38 [7]	0:25.61 [5]	0:37.92 [7]	0:50.87 [7]	1:04.40 [7]	1:17.55 [6]	1:30.88 [6]	0:37.48	2414
2	8 THUNDER KISS G F Carroll	5	40.6	0:11.36	0:14.34 [6]	0:25.70 [7]	0:37.89 [6]	0:50.79 [6]	1:04.25 [6]	1:17.58 [7]	1:30.96 [7]	0:37.92	2413
3	3 INSINUENDO O J Orr	12	41.6	0:11.20	0:14.93 [13]	0:26.13 [13]	0:38.32 [13]	0:51.25 [12]	1:04.77 [12]	1:18.02 [12]	1:31.41 [13]	0:37.59	2410
4	2 ESHAADA Jim Crowley	7	40.3	0:11.38	0:14.15 [2]	0:25.53 [4]	0:37.65 [4]	0:50.57 [4]	1:04.10 [4]	1:17.45 [4]	1:30.84 [4]	0:38.51	2414
5	5 ROSSCARBERY W J Lee	9	41.1	0:11.22	0:14.15 [3]	0:25.37 [1]	0:37.28 [1]	0:50.12 [1]	1:03.58 [1]	1:16.90 [1]	1:30.32 [1]	0:38.98	2409
6	10 EMILY DICKINSON R L Moore	13	41.7	0:11.21	0:14.67 [11]	0:25.88 [11]	0:38.24 [11]	0:51.34 [14]	1:04.86 [14]	1:18.05 [13]	1:31.37 [12]	0:37.98	2420
7	4 LILAC ROAD Cieren Fallon	3	41.2	0:11.25	0:14.63 [10]	0:25.88 [10]	0:38.08 [9]	0:51.00 [9]	1:04.49 [9]	1:17.77 [9]	1:31.18 [10]	0:38.23	2412
8	1 ALBAFLORA Rossa Ryan	4	41.4	0:11.27	0:14.39 [8]	0:25.66 [6]	0:37.77 [5]	0:50.61 [5]	1:04.11 [5]	1:17.46 [5]	1:30.85 [5]	0:38.58	2409
9	9 VERRY ELLEEGANT M Barzalona	8	40.4	0:11.43	0:14.33 [5]	0:25.76 [8]	0:38.11 [10]	0:51.11 [10]	1:04.65 [11]	1:17.80 [10]	1:31.10 [8]	0:38.28	2415
10	6 SEA LA ROSA Tom Marquand	6	41.2	0:11.24	0:14.24 [4]	0:25.48 [3]	0:37.51 [3]	0:50.40 [3]	1:03.93 [3]	1:17.26 [3]	1:30.66 [3]	0:40.13	2409

[ ] Ranking at each section and finish  
 -:-:- No data available at this section  
 NA No data available

SCN Saddle cloth number  
 DNF Did not finish  
 DNT Did not track

data processed by



**QIPCO British Champions Day**  
**Race 3: Qipco British Champions Fillies & Mares Stakes (Group 1)**  
**(British Champions Series) - 1M 3F 211Y**  
**15 October 2022 - 14:40**



Track Rating: Good to soft, Weather: Overcast, Rail Position: True

Distance To Go		11fur	10fur	9fur	8fur	7fur	6fur	5fur	Last 3fur				
Field Times		0:14.10 (0:14.10)	0:25.37 (0:11.27)	0:37.28 (0:11.91)	0:50.12 (0:12.84)	1:03.58 (0:13.46)	1:16.90 (0:13.32)	1:30.32 (0:13.42)	0:38.10				
Rank	TAB Horse	Barrier	Top Speed [mi/h]	Fastest Section									Distance Travelled [m]
11	7 <b>SWEET LADY</b> Gregory Benoist	14	41.2	0:11.33	0:14.10 [1] (0:14.10)	0:25.43 [2] (0:11.33)	0:37.49 [2] (0:12.06)	0:50.37 [2] (0:12.88)	1:03.74 [2] (0:13.37)	1:17.05 [2] (0:13.31)	1:30.40 [2] (0:13.35)	0:40.82	2410
12	13 <b>MIMIKYU</b> R Havlin	1	40.6	0:11.35	0:14.69 [12] (0:14.69)	0:26.04 [12] (0:11.35)	0:38.25 [12] (0:12.21)	0:51.14 [11] (0:12.89)	1:04.60 [10] (0:13.46)	1:17.91 [11] (0:13.31)	1:31.31 [11] (0:13.40)	0:40.37	2407
13	12 <b>ETERNAL PEARL</b> W Buick	2	40.7	0:11.34	0:14.52 [9] (0:14.52)	0:25.86 [9] (0:11.34)	0:38.02 [8] (0:12.16)	0:50.89 [8] (0:12.87)	1:04.41 [8] (0:13.52)	1:17.71 [8] (0:13.30)	1:31.11 [9] (0:13.40)	0:41.08	2408
14	14 <b>STAY ALERT</b> David Egan	11	41.1	0:11.29	0:15.02 [14] (0:15.02)	0:26.31 [14] (0:11.29)	0:38.49 [14] (0:12.18)	0:51.32 [13] (0:12.83)	1:04.85 [13] (0:13.53)	1:18.13 [14] (0:13.28)	1:31.54 [14] (0:13.41)	0:42.17	2411

[ ] Ranking at each section and finish  
 -:-:- No data available at this section  
 NA No data available

SCN Saddle cloth number  
 DNF Did not finish  
 DNT Did not track

**QIPCO British Champions Day**  
**Race 3: Qipco British Champions Fillies & Mares Stakes (Group 1)**  
**(British Champions Series) - 1M 3F 211Y**  
**15 October 2022 - 14:40**



Track Rating: Good to soft, Weather: Overcast, Rail Position: True

Distance To Go				4fur	3fur	2fur	1fur	Finish			Last 3fur		
Field Times				1:43.31 (0:12.99)	1:55.83 (0:12.52)	2:08.35 (0:12.52)	2:20.88 (0:12.53)	2:33.93 (0:13.05)			0:38.10		
Rank	TAB	Horse	Barrier	Top Speed [mi/h]	Fastest Section					Official Finish Time	Distance Travelled [m]		
1	11	<b>EMILY UPJOHN</b>	10	41.4	0:11.23	1:43.96 [6]	1:56.45 [6]	2:08.47 [3]	2:20.88 [1]	2:33.93	2:33.76	0:37.48	2414
		L Dettori		11fur	11fur	(0:13.08)	(0:12.49)	(0:12.02)	(0:12.41)	(0:13.05)			
2	8	<b>THUNDER KISS</b>	5	40.6	0:11.36	1:44.00 [7]	1:56.55 [7]	2:08.70 [7]	2:21.27 [2]	2:34.47	2:34.32	0:37.92	2413
		G F Carroll		11fur	11fur	(0:13.04)	(0:12.55)	(0:12.15)	(0:12.57)	(0:13.20)			
3	3	<b>INSINUENDO</b>	12	41.6	0:11.20	1:44.58 [13]	1:56.96 [12]	2:09.02 [11]	2:21.58 [7]	2:34.55	2:34.44	0:37.59	2410
		O J Orr		11fur	11fur	(0:13.17)	(0:12.38)	(0:12.06)	(0:12.56)	(0:12.97)			
4	2	<b>ESHAADA</b>	7	40.3	0:11.38	1:43.90 [5]	1:56.39 [4]	2:08.52 [5]	2:21.36 [3]	2:34.90	2:34.55	0:38.51	2414
		Jim Crowley		11fur	11fur	(0:13.06)	(0:12.49)	(0:12.13)	(0:12.84)	(0:13.54)			
5	5	<b>ROSSCARBERY</b>	9	41.1	0:11.22	1:43.31 [1]	1:55.83 [1]	2:08.35 [1]	2:21.38 [4]	2:34.81	2:34.63	0:38.98	2409
		W J Lee		11fur	11fur	(0:12.99)	(0:12.52)	(0:12.52)	(0:13.03)	(0:13.43)			
6	10	<b>EMILY DICKINSON</b>	13	41.7	0:11.21	1:44.52 [12]	1:56.99 [13]	2:09.28 [13]	2:21.98 [10]	2:34.97	2:34.74	0:37.98	2420
		R L Moore		11fur	11fur	(0:13.15)	(0:12.47)	(0:12.29)	(0:12.70)	(0:12.99)			
7	4	<b>LILAC ROAD</b>	3	41.2	0:11.25	1:44.24 [10]	1:56.73 [10]	2:08.78 [8]	2:21.56 [6]	2:34.96	2:34.81	0:38.23	2412
		Cieren Fallon		11fur	11fur	(0:13.06)	(0:12.49)	(0:12.05)	(0:12.78)	(0:13.40)			
8	1	<b>ALBAFLORA</b>	4	41.4	0:11.27	1:43.89 [4]	1:56.41 [5]	2:08.68 [6]	2:21.55 [5]	2:34.99	2:34.84	0:38.58	2409
		Rossa Ryan		11fur	11fur	(0:13.04)	(0:12.52)	(0:12.27)	(0:12.87)	(0:13.44)			
9	9	<b>VERRY ELLEEGANT</b>	8	40.4	0:11.43	1:44.20 [9]	1:56.70 [9]	2:08.84 [9]	2:21.68 [9]	2:34.98	2:34.88	0:38.28	2415
		M Barzalona		11fur	11fur	(0:13.10)	(0:12.50)	(0:12.14)	(0:12.84)	(0:13.30)			
10	6	<b>SEA LA ROSA</b>	6	41.2	0:11.24	1:43.62 [3]	1:56.14 [3]	2:08.46 [2]	2:21.60 [8]	2:36.27	2:36.19	0:40.13	2409
		Tom Marquand		11fur	11fur	(0:12.96)	(0:12.52)	(0:12.32)	(0:13.14)	(0:14.67)			

[ ] Ranking at each section and finish  
 -:-:- No data available at this section  
 NA No data available

SCN Saddle cloth number  
 DNF Did not finish  
 DNT Did not track

**QIPCO British Champions Day**  
**Race 3: Qipco British Champions Fillies & Mares Stakes (Group 1)**  
**(British Champions Series) - 1M 3F 211Y**  
**15 October 2022 - 14:40**



Track Rating: Good to soft, Weather: Overcast, Rail Position: True

Distance To Go		4fur	3fur	2fur	1fur	Finish	Last 3fur					
Field Times		1:43.31 (0:12.99)	1:55.83 (0:12.52)	2:08.35 (0:12.52)	2:20.88 (0:12.53)	2:33.93 (0:13.05)	0:38.10					
Rank	TAB Horse	Barrier	Top Speed [mi/h]	Fastest Section					Official Finish Time	Distance Travelled [m]		
11	7 <b>SWEET LADY</b> Gregory Benoist	14	41.2 11fur	0:11.33 11fur	1:43.46 [2] (0:13.06)	1:56.00 [2] (0:12.54)	2:08.52 [4] (0:12.52)	2:22.08 [11] (0:13.56)	2:36.82 (0:14.74)	2:36.70	0:40.82	2410
12	13 <b>MIMIKYU</b> R Havlin	1	40.6 11fur	0:11.35 11fur	1:44.40 [11] (0:13.09)	1:56.91 [11] (0:12.51)	2:09.27 [12] (0:12.36)	2:22.42 [13] (0:13.15)	2:37.28 (0:14.86)	2:37.14	0:40.37	2407
13	12 <b>ETERNAL PEARL</b> W Buick	2	40.7 11fur	0:11.34 11fur	1:44.15 [8] (0:13.04)	1:56.69 [8] (0:12.54)	2:08.97 [10] (0:12.28)	2:22.27 [12] (0:13.30)	2:37.77 (0:15.50)	2:37.71	0:41.08	2408
14	14 <b>STAY ALERT</b> David Egan	11	41.1 11fur	0:11.29 11fur	1:44.69 [14] (0:13.15)	1:57.22 [14] (0:12.53)	2:09.86 [14] (0:12.64)	2:23.65 [14] (0:13.79)	2:39.39 (0:15.74)	2:39.26	0:42.17	2411

[ ] Ranking at each section and finish  
 -:-:-:- No data available at this section  
 NA No data available

SCN Saddle cloth number  
 DNF Did not finish  
 DNT Did not track

data processed by



Horse Name	Emily Upjohn
Final Rank	1
Fastest Section Time (Section)	0:11.23 (11fur)
Top Speed [mi/h] (Section)	41.4 (11fur)
Race State	Finished

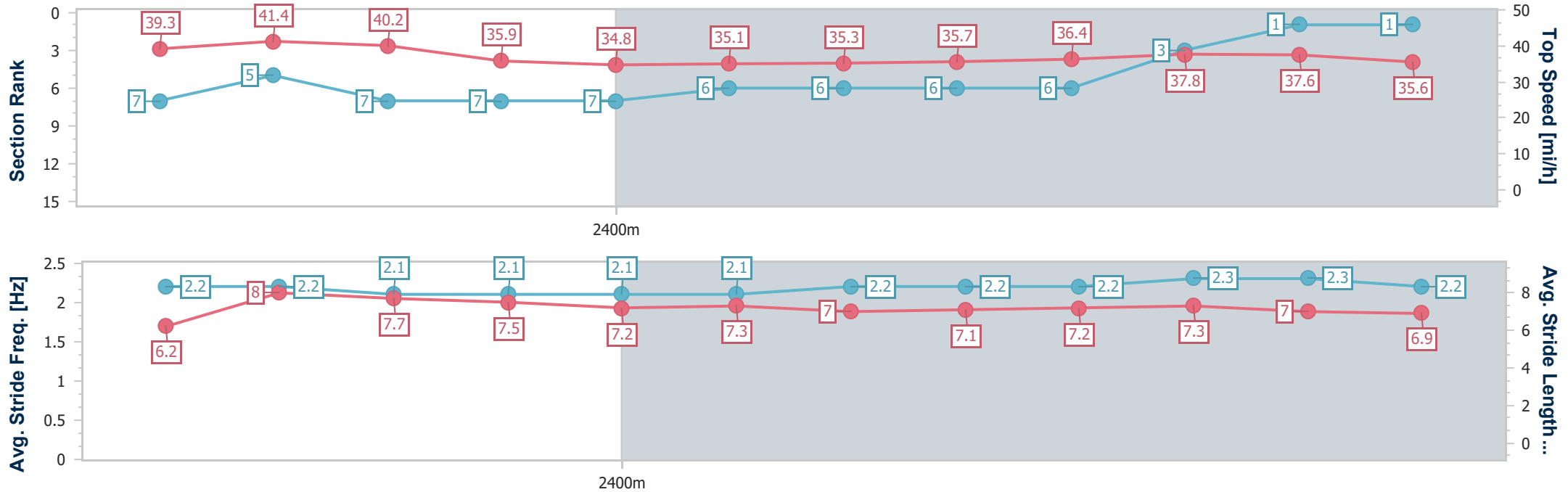
**QIPCO British Champions Day**  
**Race 3: Qipco British Champions Fillies & Mares Stakes**  
 (Group 1) (British Champions Series) - 1M 3F 211Y



15 October 2022 - 14:40

Track Rating: Good to soft, Weather: Overcast, Rail Position: True

Distance To Go	11fur	10fur	9fur	8fur	7fur	6fur	5fur	4fur	3fur	2fur	1fur	Finish
Section Times	0:14.38 [7] (0:14.38)	0:25.61 [5] (0:11.23)	0:37.92 [7] (0:12.31)	0:50.87 [7] (0:12.95)	1:04.40 [7] (0:13.53)	1:17.55 [6] (0:13.15)	1:30.88 [6] (0:13.33)	1:43.96 [6] (0:13.08)	1:56.45 [6] (0:12.49)	2:08.47 [3] (0:12.02)	2:20.88 [1] (0:12.41)	2:33.93 (0:13.05)
Average Speed [mi/h]	30.2	40.2	36.5	34.9	33.9	34.6	33.8	34.3	36.3	37.5	36.2	34.1
Top Speed [mi/h]	39.3	41.4	40.2	35.9	34.8	35.1	35.3	35.7	36.4	37.8	37.6	35.6
Avg. Dist. to Rail [m]	9.9	5.2	2.8	2.8	3.2	4.0	5.0	5.8	2.7	4.2	7.7	7.4
Avg. Stride Freq. [Hz]	2.2	2.2	2.1	2.1	2.1	2.1	2.2	2.2	2.2	2.3	2.3	2.2
Avg. Stride Length [m]	6.2	8.0	7.7	7.5	7.2	7.3	7.0	7.1	7.2	7.3	7.0	6.9



- [ ] Ranking at each section and finish
- .-.- No data available at this section
- NA No data available



Horse Name	Thunder Kiss
Final Rank	2
Fastest Section Time (Section)	0:11.36 (11fur)
Top Speed [mi/h] (Section)	40.6 (11fur)
Race State	Finished

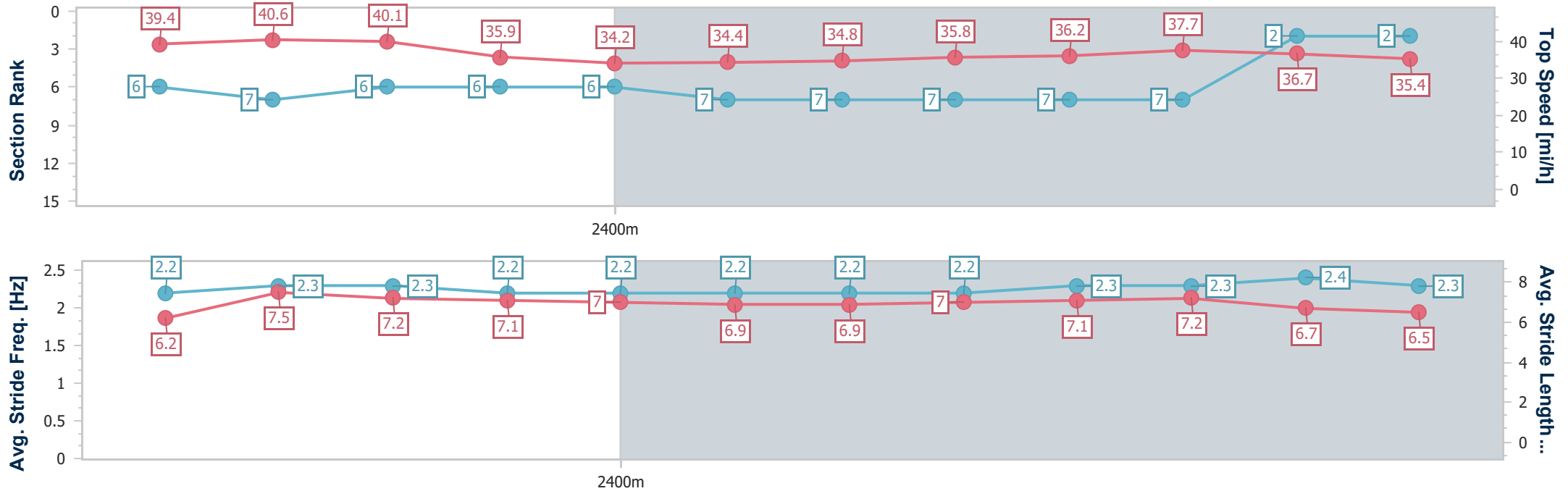
**QIPCO British Champions Day**  
**Race 3: Qipco British Champions Fillies & Mares Stakes**  
 (Group 1) (British Champions Series) - 1M 3F 211Y



15 October 2022 - 14:40

Track Rating: Good to soft, Weather: Overcast, Rail Position: True

Distance To Go	11fur	10fur	9fur	8fur	7fur	6fur	5fur	4fur	3fur	2fur	1fur	Finish
Section Times	0:14.34 [6] (0:14.34)	0:25.70 [7] (0:11.36)	0:37.89 [6] (0:12.19)	0:50.79 [6] (0:12.90)	1:04.25 [6] (0:13.46)	1:17.58 [7] (0:13.33)	1:30.96 [7] (0:13.38)	1:44.00 [7] (0:13.04)	1:56.55 [7] (0:12.55)	2:08.70 [7] (0:12.15)	2:21.27 [2] (0:12.57)	2:34.47 (0:13.20)
Average Speed [mi/h]	30.2	39.6	36.8	35.0	34.1	34.1	33.7	34.6	35.9	37.6	35.8	33.6
Top Speed [mi/h]	39.4	40.6	40.1	35.9	34.2	34.4	34.8	35.8	36.2	37.7	36.7	35.4
Avg. Dist. to Rail [m]	4.2	2.3	1.4	1.9	2.7	3.5	4.6	5.4	2.8	4.6	7.6	6.4
Avg. Stride Freq. [Hz]	2.2	2.3	2.3	2.2	2.2	2.2	2.2	2.2	2.3	2.3	2.4	2.3
Avg. Stride Length [m]	6.2	7.5	7.2	7.1	7.0	6.9	6.9	7.0	7.1	7.2	6.7	6.5



- [ ] Ranking at each section and finish
- .-.- No data available at this section
- NA No data available

Horse Name	Insinuendo
Final Rank	3
Fastest Section Time (Section)	0:11.20 (11fur)
Top Speed [mi/h] (Section)	41.6 (11fur)
Race State	Finished

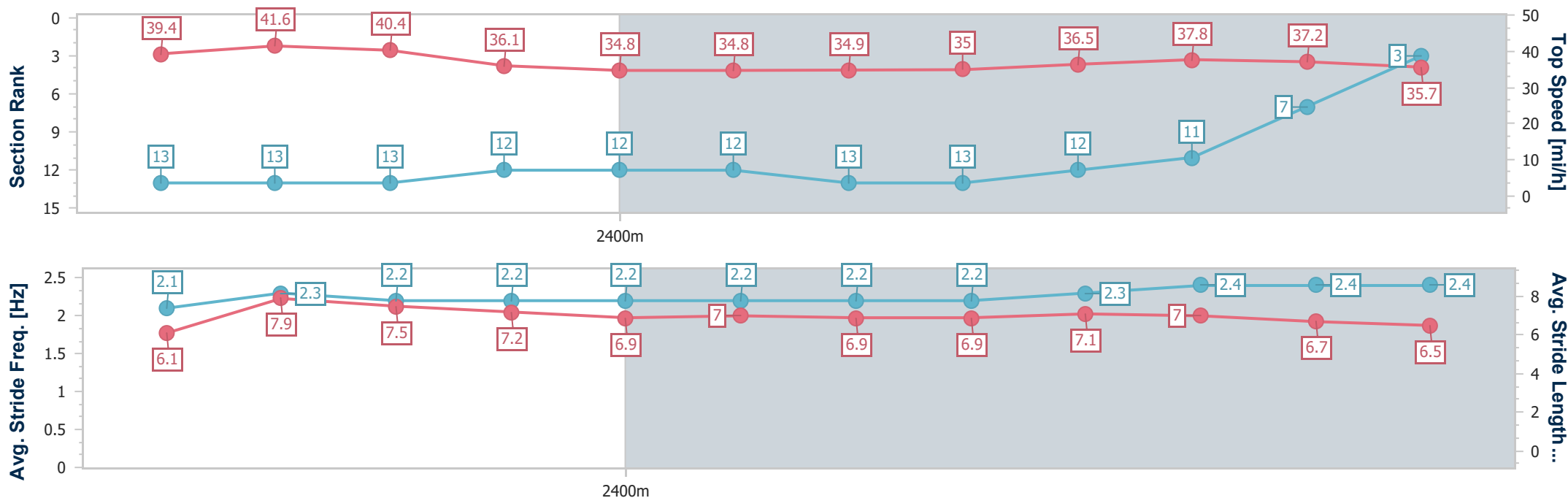
**QIPCO British Champions Day**  
**Race 3: Qipco British Champions Fillies & Mares Stakes**  
 (Group 1) (British Champions Series) - 1M 3F 211Y



15 October 2022 - 14:40

Track Rating: Good to soft, Weather: Overcast, Rail Position: True

Distance To Go	11fur	10fur	9fur	8fur	7fur	6fur	5fur	4fur	3fur	2fur	1fur	Finish
Section Times	0:14.93 [13] (0:14.93)	0:26.13 [13] (0:11.20)	0:38.32 [13] (0:12.19)	0:51.25 [12] (0:12.93)	1:04.77 [12] (0:13.52)	1:18.02 [12] (0:13.25)	1:31.41 [13] (0:13.39)	1:44.58 [13] (0:13.17)	1:56.96 [12] (0:12.38)	2:09.02 [11] (0:12.06)	2:21.58 [7] (0:12.56)	2:34.55 (0:12.97)
Average Speed [mi/h]	29.0	40.2	36.9	34.8	33.8	34.3	33.7	34.2	36.4	37.3	35.7	34.4
Top Speed [mi/h]	39.4	41.6	40.4	36.1	34.8	34.8	34.9	35.0	36.5	37.8	37.2	35.7
Avg. Dist. to Rail [m]	8.2	2.5	1.4	1.7	2.5	3.3	4.5	5.1	2.7	4.0	6.1	7.2
Avg. Stride Freq. [Hz]	2.1	2.3	2.2	2.2	2.2	2.2	2.2	2.2	2.3	2.4	2.4	2.4
Avg. Stride Length [m]	6.1	7.9	7.5	7.2	6.9	7.0	6.9	6.9	7.1	7.0	6.7	6.5



- [ ] Ranking at each section and finish
- .-.- No data available at this section
- NA No data available

Horse Name	Eshaada
Final Rank	4
Fastest Section Time (Section)	0:11.38 (11fur)
Top Speed [mi/h] (Section)	40.3 (11fur)
Race State	Finished

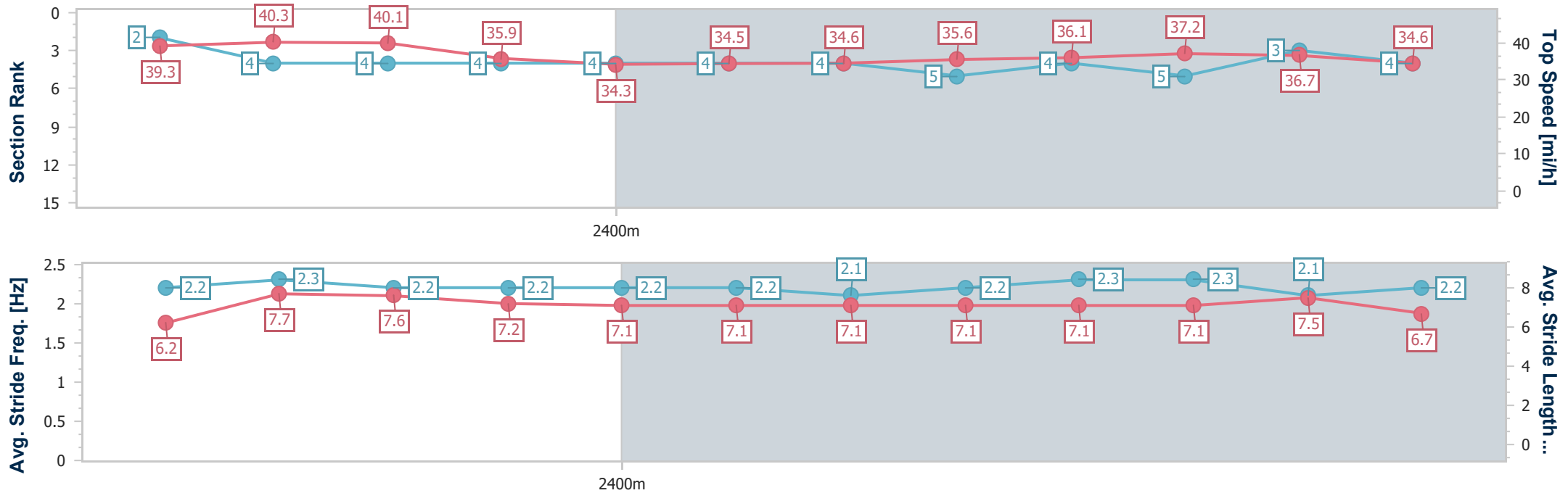
**QIPCO British Champions Day**  
**Race 3: Qipco British Champions Fillies & Mares Stakes**  
 (Group 1) (British Champions Series) - 1M 3F 211Y



15 October 2022 - 14:40

Track Rating: Good to soft, Weather: Overcast, Rail Position: True

Distance To Go	11fur	10fur	9fur	8fur	7fur	6fur	5fur	4fur	3fur	2fur	1fur	Finish
Section Times	0:14.15 [2] (0:14.15)	0:25.53 [4] (0:11.38)	0:37.65 [4] (0:12.12)	0:50.57 [4] (0:12.92)	1:04.10 [4] (0:13.53)	1:17.45 [4] (0:13.35)	1:30.84 [4] (0:13.39)	1:43.90 [5] (0:13.06)	1:56.39 [4] (0:12.49)	2:08.52 [5] (0:12.13)	2:21.36 [3] (0:12.84)	2:34.90 (0:13.54)
Average Speed [mi/h]	30.7	39.5	37.1	35.1	34.2	34.2	33.7	34.4	36.0	36.9	35.1	32.9
Top Speed [mi/h]	39.3	40.3	40.1	35.9	34.3	34.5	34.6	35.6	36.1	37.2	36.7	34.6
Avg. Dist. to Rail [m]	7.8	4.3	2.3	3.2	4.2	4.0	4.7	5.7	3.4	3.1	4.1	3.4
Avg. Stride Freq. [Hz]	2.2	2.3	2.2	2.2	2.2	2.2	2.1	2.2	2.3	2.3	2.1	2.2
Avg. Stride Length [m]	6.2	7.7	7.6	7.2	7.1	7.1	7.1	7.1	7.1	7.1	7.5	6.7



- [ ] Ranking at each section and finish
- .-.- No data available at this section
- NA No data available



Horse Name	Rosscarbery
Final Rank	5
Fastest Section Time (Section)	0:11.22 (11fur)
Top Speed [mi/h] (Section)	41.1 (11fur)
Race State	Finished

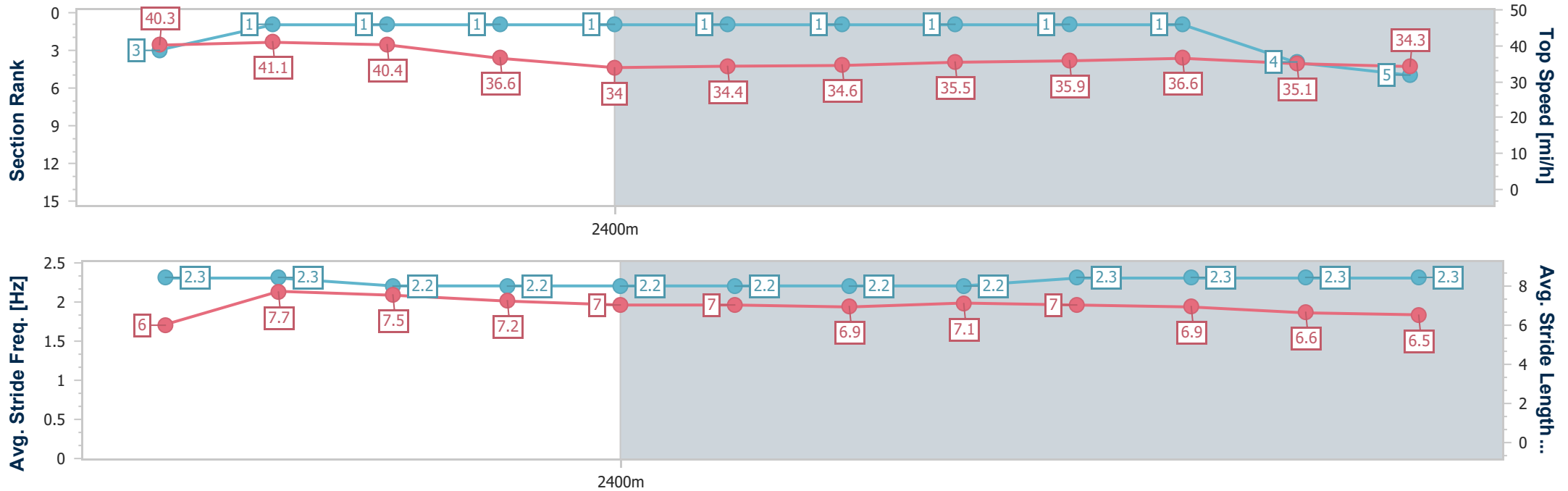
**QIPCO British Champions Day**  
**Race 3: Qipco British Champions Fillies & Mares Stakes**  
 (Group 1) (British Champions Series) - 1M 3F 211Y



15 October 2022 - 14:40

Track Rating: Good to soft, Weather: Overcast, Rail Position: True

Distance To Go	11fur	10fur	9fur	8fur	7fur	6fur	5fur	4fur	3fur	2fur	1fur	Finish
Section Times	0:14.15 [3] (0:14.15)	0:25.37 [1] (0:11.22)	0:37.28 [1] (0:11.91)	0:50.12 [1] (0:12.84)	1:03.58 [1] (0:13.46)	1:16.90 [1] (0:13.32)	1:30.32 [1] (0:13.42)	1:43.31 [1] (0:12.99)	1:55.83 [1] (0:12.52)	2:08.35 [1] (0:12.52)	2:21.38 [4] (0:13.03)	2:34.81 (0:13.43)
Average Speed [mi/h]	30.6	40.1	37.8	35.2	33.9	34.1	33.5	34.7	35.8	35.9	34.5	33.2
Top Speed [mi/h]	40.3	41.1	40.4	36.6	34.0	34.4	34.6	35.5	35.9	36.6	35.1	34.3
Avg. Dist. to Rail [m]	8.7	4.4	1.7	1.8	2.1	2.8	3.7	4.6	3.0	2.5	3.4	3.1
Avg. Stride Freq. [Hz]	2.3	2.3	2.2	2.2	2.2	2.2	2.2	2.2	2.3	2.3	2.3	2.3
Avg. Stride Length [m]	6.0	7.7	7.5	7.2	7.0	7.0	6.9	7.1	7.0	6.9	6.6	6.5



- [ ] Ranking at each section and finish
- .-.- No data available at this section
- NA No data available

Horse Name	Emily Dickinson
Final Rank	6
Fastest Section Time (Section)	0:11.21 (11fur)
Top Speed [mi/h] (Section)	41.7 (11fur)
Race State	Finished

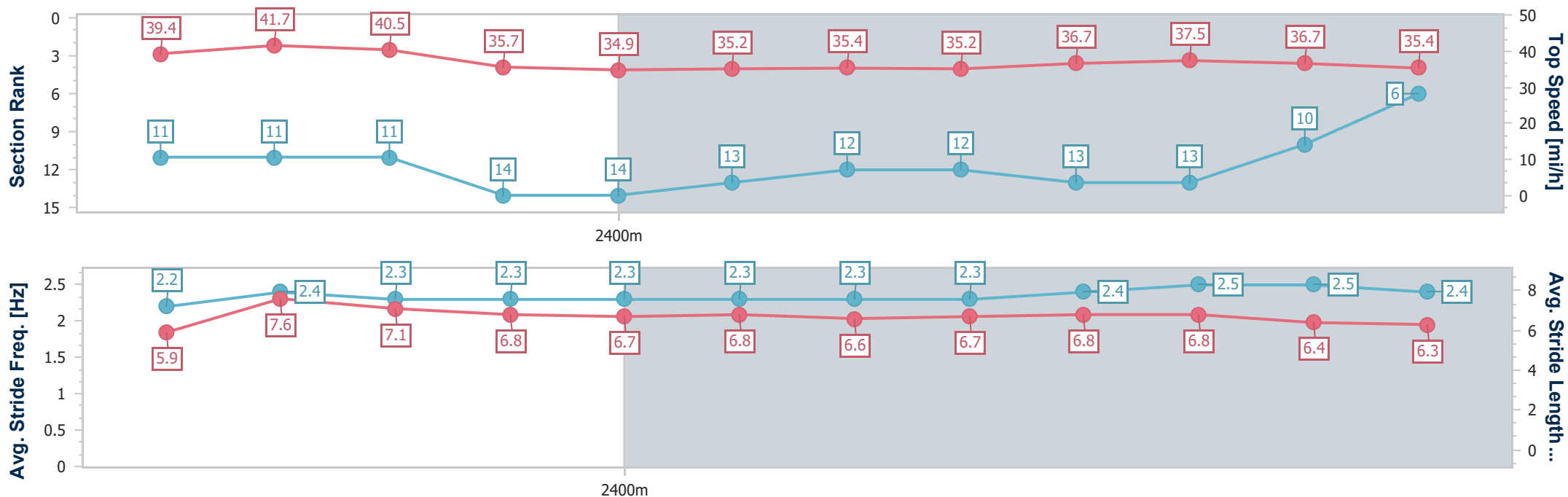
**QIPCO British Champions Day**  
**Race 3: Qipco British Champions Fillies & Mares Stakes**  
 (Group 1) (British Champions Series) - 1M 3F 211Y



15 October 2022 - 14:40

Track Rating: Good to soft, Weather: Overcast, Rail Position: True

Distance To Go	11fur	10fur	9fur	8fur	7fur	6fur	5fur	4fur	3fur	2fur	1fur	Finish
Section Times	0:14.67 [11] (0:14.67)	0:25.88 [11] (0:11.21)	0:38.24 [11] (0:12.36)	0:51.34 [14] (0:13.10)	1:04.86 [14] (0:13.52)	1:18.05 [13] (0:13.19)	1:31.37 [12] (0:13.32)	1:44.52 [12] (0:13.15)	1:56.99 [13] (0:12.47)	2:09.28 [13] (0:12.29)	2:21.98 [10] (0:12.70)	2:34.97 (0:12.99)
Average Speed [mi/h]	29.4	40.3	36.5	34.4	34.1	34.6	33.7	34.1	36.5	37.4	35.5	34.3
Top Speed [mi/h]	39.4	41.7	40.5	35.7	34.9	35.2	35.4	35.2	36.7	37.5	36.7	35.4
Avg. Dist. to Rail [m]	11.6	6.8	3.4	3.1	3.5	4.4	5.5	6.5	2.7	5.8	11.6	14.0
Avg. Stride Freq. [Hz]	2.2	2.4	2.3	2.3	2.3	2.3	2.3	2.3	2.4	2.5	2.5	2.4
Avg. Stride Length [m]	5.9	7.6	7.1	6.8	6.7	6.8	6.6	6.7	6.8	6.8	6.4	6.3



- [ ] Ranking at each section and finish
- .-.- No data available at this section
- NA No data available

Horse Name	Lilac Road
Final Rank	7
Fastest Section Time (Section)	0:11.25 (11fur)
Top Speed [mi/h] (Section)	41.2 (11fur)
Race State	Finished

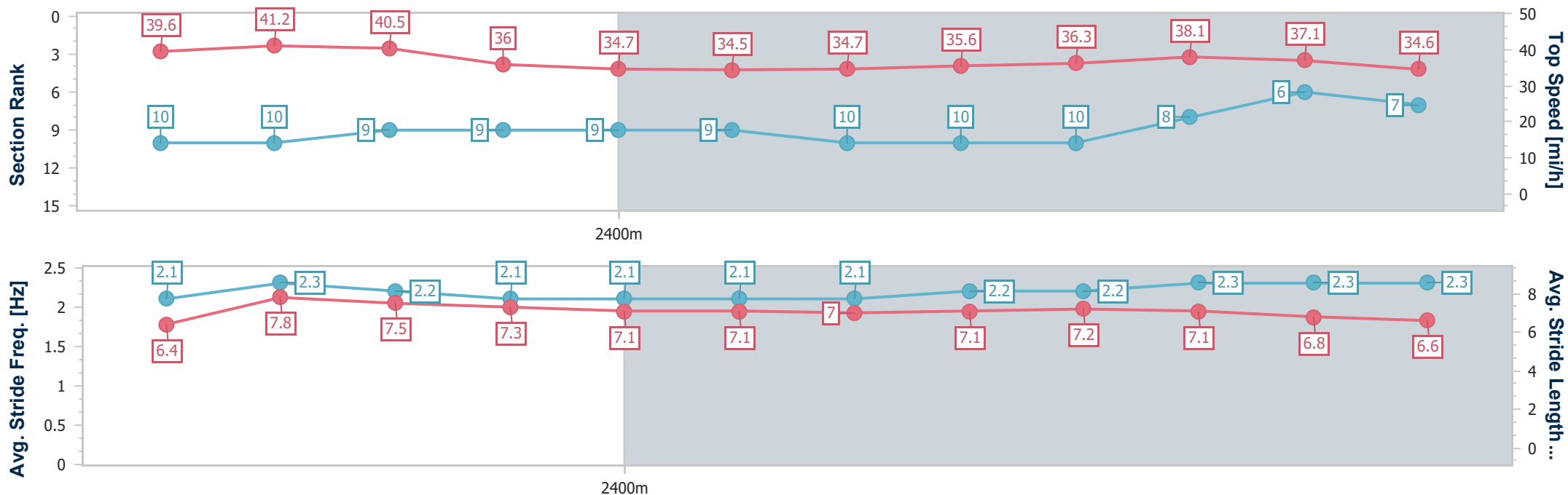
**QIPCO British Champions Day**  
**Race 3: Qipco British Champions Fillies & Mares Stakes**  
 (Group 1) (British Champions Series) - 1M 3F 211Y



15 October 2022 - 14:40

Track Rating: Good to soft, Weather: Overcast, Rail Position: True

Distance To Go	11fur	10fur	9fur	8fur	7fur	6fur	5fur	4fur	3fur	2fur	1fur	Finish
Section Times	0:14.63 [10] (0:14.63)	0:25.88 [10] (0:11.25)	0:38.08 [9] (0:12.20)	0:51.00 [9] (0:12.92)	1:04.49 [9] (0:13.49)	1:17.77 [9] (0:13.28)	1:31.18 [10] (0:13.41)	1:44.24 [10] (0:13.06)	1:56.73 [10] (0:12.49)	2:08.78 [8] (0:12.05)	2:21.56 [6] (0:12.78)	2:34.96 (0:13.40)
Average Speed [mi/h]	29.6	40.0	36.9	35.0	34.0	34.1	33.5	34.4	36.1	37.4	35.3	33.2
Top Speed [mi/h]	39.6	41.2	40.5	36.0	34.7	34.5	34.7	35.6	36.3	38.1	37.1	34.6
Avg. Dist. to Rail [m]	2.1	2.2	1.5	1.9	2.6	3.4	4.7	5.3	2.7	4.2	7.3	7.8
Avg. Stride Freq. [Hz]	2.1	2.3	2.2	2.1	2.1	2.1	2.1	2.2	2.2	2.3	2.3	2.3
Avg. Stride Length [m]	6.4	7.8	7.5	7.3	7.1	7.1	7.0	7.1	7.2	7.1	6.8	6.6



- [ ] Ranking at each section and finish
- .-.- No data available at this section
- NA No data available

Horse Name	Albaflora
Final Rank	8
Fastest Section Time (Section)	0:11.27 (11fur)
Top Speed [mi/h] (Section)	41.4 (11fur)
Race State	Finished

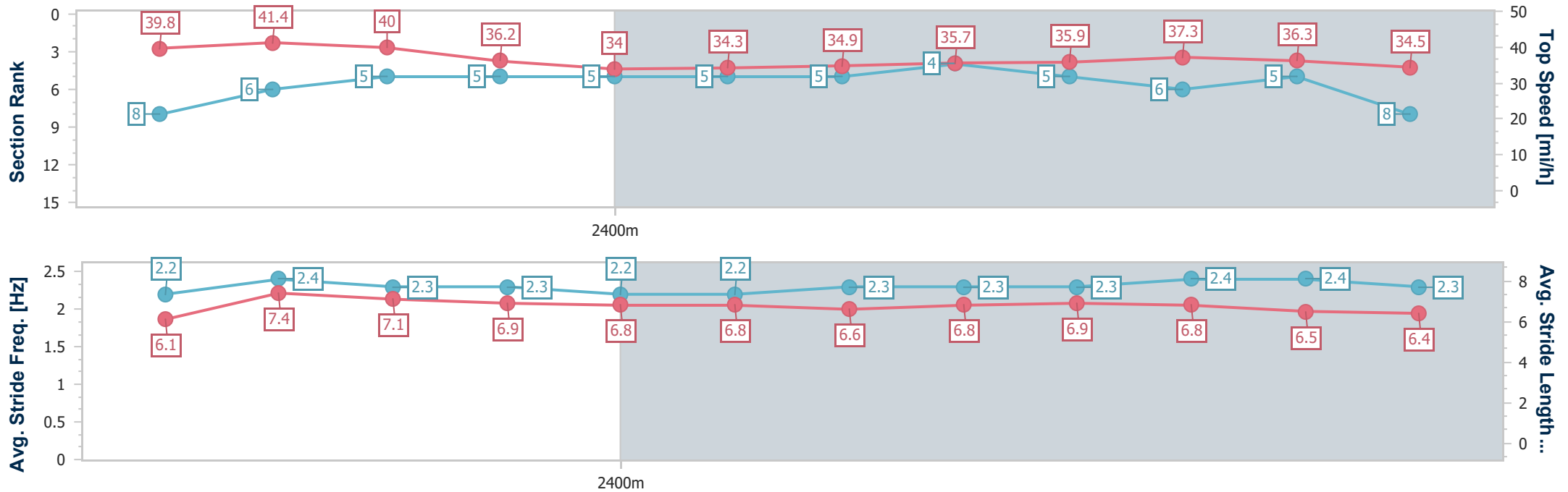
**QIPCO British Champions Day**  
**Race 3: Qipco British Champions Fillies & Mares Stakes**  
 (Group 1) (British Champions Series) - 1M 3F 211Y



15 October 2022 - 14:40

Track Rating: Good to soft, Weather: Overcast, Rail Position: True

Distance To Go	11fur	10fur	9fur	8fur	7fur	6fur	5fur	4fur	3fur	2fur	1fur	Finish
Section Times	0:14.39 [8] (0:14.39)	0:25.66 [6] (0:11.27)	0:37.77 [5] (0:12.11)	0:50.61 [5] (0:12.84)	1:04.11 [5] (0:13.50)	1:17.46 [5] (0:13.35)	1:30.85 [5] (0:13.39)	1:43.89 [4] (0:13.04)	1:56.41 [5] (0:12.52)	2:08.68 [6] (0:12.27)	2:21.55 [5] (0:12.87)	2:34.99 (0:13.44)
Average Speed [mi/h]	30.2	39.7	37.3	35.0	34.0	34.0	33.6	34.4	35.8	36.5	34.9	33.2
Top Speed [mi/h]	39.8	41.4	40.0	36.2	34.0	34.3	34.9	35.7	35.9	37.3	36.3	34.5
Avg. Dist. to Rail [m]	2.6	1.3	0.3	1.1	2.3	2.9	3.9	4.9	3.2	3.8	7.2	7.4
Avg. Stride Freq. [Hz]	2.2	2.4	2.3	2.3	2.2	2.2	2.3	2.3	2.3	2.4	2.4	2.3
Avg. Stride Length [m]	6.1	7.4	7.1	6.9	6.8	6.8	6.6	6.8	6.9	6.8	6.5	6.4



- [ ] Ranking at each section and finish
- .-.- No data available at this section
- NA No data available

Horse Name	Verry Elleegant
Final Rank	9
Fastest Section Time (Section)	0:11.43 (11fur)
Top Speed [mi/h] (Section)	40.4 (11fur)
Race State	Finished

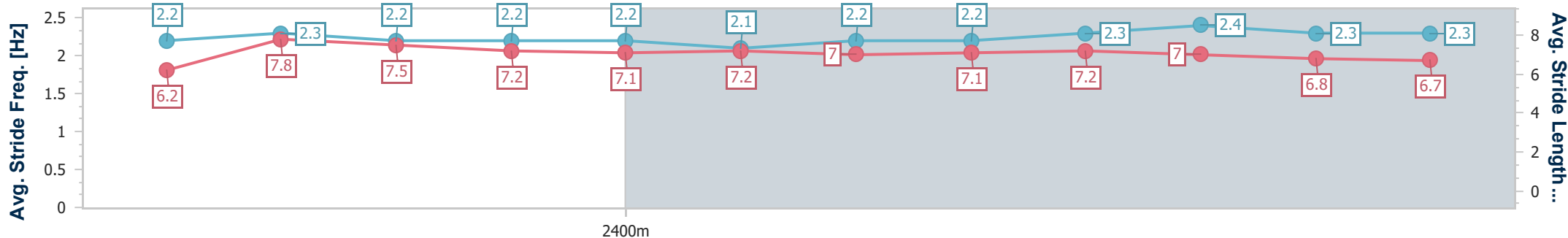
**QIPCO British Champions Day**  
**Race 3: Qipco British Champions Fillies & Mares Stakes**  
 (Group 1) (British Champions Series) - 1M 3F 211Y



15 October 2022 - 14:40

Track Rating: Good to soft, Weather: Overcast, Rail Position: True

Distance To Go	11fur	10fur	9fur	8fur	7fur	6fur	5fur	4fur	3fur	2fur	1fur	Finish
Section Times	0:14.33 [5] (0:14.33)	0:25.76 [8] (0:11.43)	0:38.11 [10] (0:12.35)	0:51.11 [10] (0:13.00)	1:04.65 [11] (0:13.54)	1:17.80 [10] (0:13.15)	1:31.10 [8] (0:13.30)	1:44.20 [9] (0:13.10)	1:56.70 [9] (0:12.50)	2:08.84 [9] (0:12.14)	2:21.68 [9] (0:12.84)	2:34.98 (0:13.30)
Average Speed [mi/h]	30.2	39.3	36.6	34.8	34.1	34.7	33.8	34.4	36.2	37.3	34.8	33.7
Top Speed [mi/h]	39.5	40.4	39.8	36.0	34.7	35.3	35.5	35.7	36.2	38.0	36.7	34.4
Avg. Dist. to Rail [m]	7.5	3.9	2.6	2.9	3.4	4.4	5.6	6.5	2.6	4.8	8.8	9.0
Avg. Stride Freq. [Hz]	2.2	2.3	2.2	2.2	2.2	2.1	2.2	2.2	2.3	2.4	2.3	2.3
Avg. Stride Length [m]	6.2	7.8	7.5	7.2	7.1	7.2	7.0	7.1	7.2	7.0	6.8	6.7



- [ ] Ranking at each section and finish
- .-.- No data available at this section
- NA No data available

Horse Name	Sea La Rosa
Final Rank	10
Fastest Section Time (Section)	0:11.24 (11fur)
Top Speed [mi/h] (Section)	41.2 (11fur)
Race State	Finished

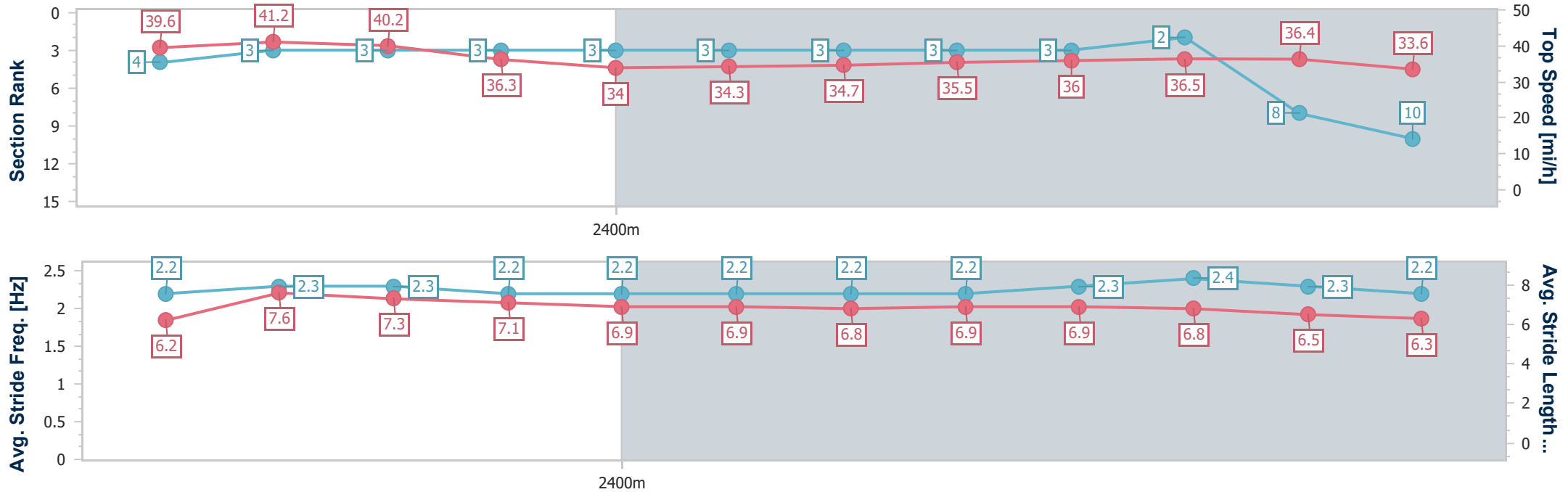
**QIPCO British Champions Day**  
**Race 3: Qipco British Champions Fillies & Mares Stakes**  
 (Group 1) (British Champions Series) - 1M 3F 211Y



15 October 2022 - 14:40

Track Rating: Good to soft, Weather: Overcast, Rail Position: True

Distance To Go	11fur	10fur	9fur	8fur	7fur	6fur	5fur	4fur	3fur	2fur	1fur	Finish
Section Times	0:14.24 [4] (0:14.24)	0:25.48 [3] (0:11.24)	0:37.51 [3] (0:12.03)	0:50.40 [3] (0:12.89)	1:03.93 [3] (0:13.53)	1:17.26 [3] (0:13.33)	1:30.66 [3] (0:13.40)	1:43.62 [3] (0:12.96)	1:56.14 [3] (0:12.52)	2:08.46 [2] (0:12.32)	2:21.60 [8] (0:13.14)	2:36.27 (0:14.67)
Average Speed [mi/h]	30.6	39.9	37.4	35.1	33.9	34.0	33.6	34.6	35.9	36.3	34.3	30.3
Top Speed [mi/h]	39.6	41.2	40.2	36.3	34.0	34.3	34.7	35.5	36.0	36.5	36.4	33.6
Avg. Dist. to Rail [m]	5.9	3.5	2.4	3.4	3.4	2.1	3.0	4.0	3.4	3.2	4.4	5.0
Avg. Stride Freq. [Hz]	2.2	2.3	2.3	2.2	2.2	2.2	2.2	2.2	2.3	2.4	2.3	2.2
Avg. Stride Length [m]	6.2	7.6	7.3	7.1	6.9	6.9	6.8	6.9	6.9	6.8	6.5	6.3



- [ ] Ranking at each section and finish
- .-.- No data available at this section
- NA No data available

Horse Name	Sweet Lady
Final Rank	11
Fastest Section Time (Section)	0:11.33 (11fur)
Top Speed [mi/h] (Section)	41.2 (11fur)
Race State	Finished

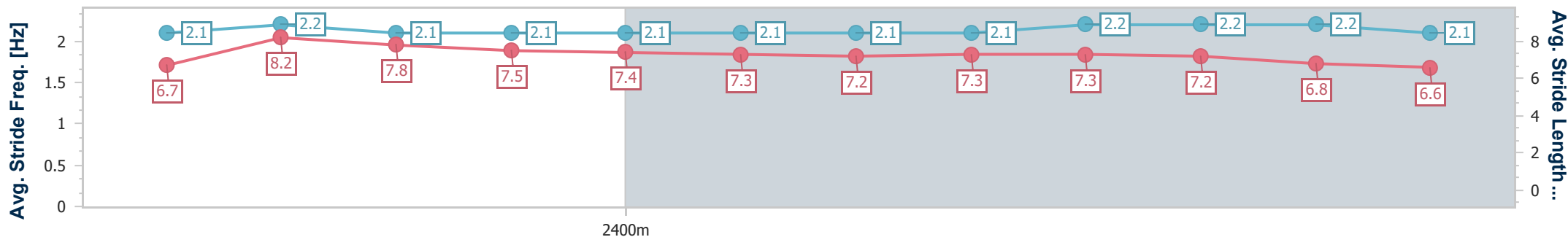
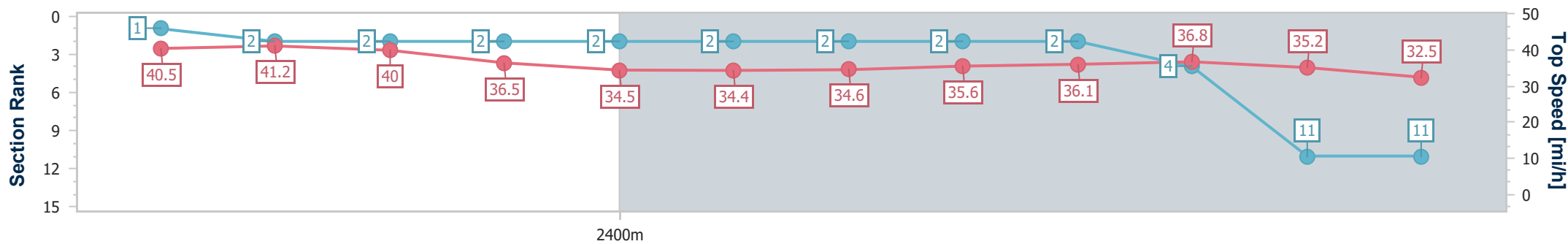
**QIPCO British Champions Day**  
**Race 3: Qipco British Champions Fillies & Mares Stakes**  
 (Group 1) (British Champions Series) - 1M 3F 211Y



15 October 2022 - 14:40

Track Rating: Good to soft, Weather: Overcast, Rail Position: True

Distance To Go	11fur	10fur	9fur	8fur	7fur	6fur	5fur	4fur	3fur	2fur	1fur	Finish
Section Times	0:14.10 [1] (0:14.10)	0:25.43 [2] (0:11.33)	0:37.49 [2] (0:12.06)	0:50.37 [2] (0:12.88)	1:03.74 [2] (0:13.37)	1:17.05 [2] (0:13.31)	1:30.40 [2] (0:13.35)	1:43.46 [2] (0:13.06)	1:56.00 [2] (0:12.54)	2:08.52 [4] (0:12.52)	2:22.08 [11] (0:13.56)	2:36.82 (0:14.74)
Average Speed [mi/h]	30.8	39.6	37.5	35.0	34.2	34.1	33.7	34.3	36.0	35.9	33.2	30.1
Top Speed [mi/h]	40.5	41.2	40.0	36.5	34.5	34.4	34.6	35.6	36.1	36.8	35.2	32.5
Avg. Dist. to Rail [m]	10.8	5.4	2.2	1.8	1.9	2.8	4.0	5.0	2.7	3.2	5.3	5.8
Avg. Stride Freq. [Hz]	2.1	2.2	2.1	2.1	2.1	2.1	2.1	2.1	2.2	2.2	2.2	2.1
Avg. Stride Length [m]	6.7	8.2	7.8	7.5	7.4	7.3	7.2	7.3	7.3	7.2	6.8	6.6



- [ ] Ranking at each section and finish
- .-.- No data available at this section
- NA No data available



Horse Name	Mimikyu
Final Rank	12
Fastest Section Time (Section)	0:11.35 (11fur)
Top Speed [mi/h] (Section)	40.6 (11fur)
Race State	Finished

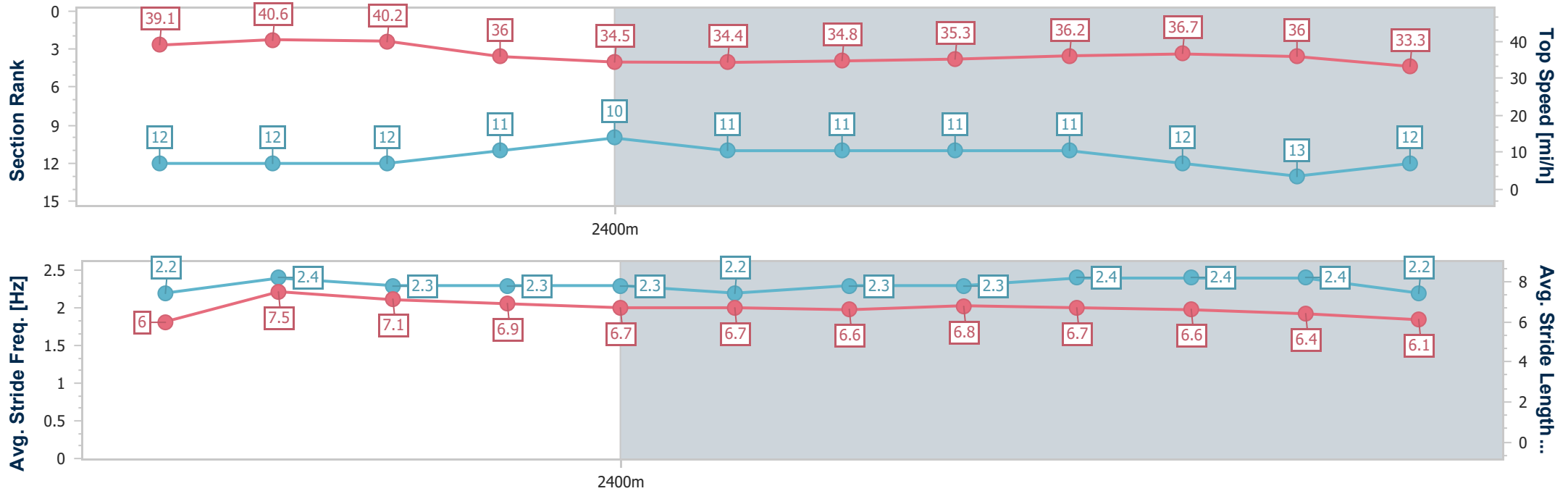
**QIPCO British Champions Day**  
**Race 3: Qipco British Champions Fillies & Mares Stakes**  
 (Group 1) (British Champions Series) - 1M 3F 211Y



15 October 2022 - 14:40

Track Rating: Good to soft, Weather: Overcast, Rail Position: True

Distance To Go	11fur	10fur	9fur	8fur	7fur	6fur	5fur	4fur	3fur	2fur	1fur	Finish
Section Times	0:14.69 [12] (0:14.69)	0:26.04 [12] (0:11.35)	0:38.25 [12] (0:12.21)	0:51.14 [11] (0:12.89)	1:04.60 [10] (0:13.46)	1:17.91 [11] (0:13.31)	1:31.31 [11] (0:13.40)	1:44.40 [11] (0:13.09)	1:56.91 [11] (0:12.51)	2:09.27 [12] (0:12.36)	2:22.42 [13] (0:13.15)	2:37.28 (0:14.86)
Average Speed [mi/h]	29.6	39.6	36.8	34.9	33.9	33.9	33.7	34.4	35.8	36.3	34.1	30.0
Top Speed [mi/h]	39.1	40.6	40.2	36.0	34.5	34.4	34.8	35.3	36.2	36.7	36.0	33.3
Avg. Dist. to Rail [m]	0.4	1.3	0.5	1.1	1.8	2.4	3.6	4.3	2.9	3.2	4.4	5.2
Avg. Stride Freq. [Hz]	2.2	2.4	2.3	2.3	2.3	2.2	2.3	2.3	2.4	2.4	2.4	2.2
Avg. Stride Length [m]	6.0	7.5	7.1	6.9	6.7	6.7	6.6	6.8	6.7	6.6	6.4	6.1



- [ ] Ranking at each section and finish
- .-.- No data available at this section
- NA No data available



Horse Name	Eternal Pearl
Final Rank	13
Fastest Section Time (Section)	0:11.34 (11fur)
Top Speed [mi/h] (Section)	40.7 (11fur)
Race State	Finished

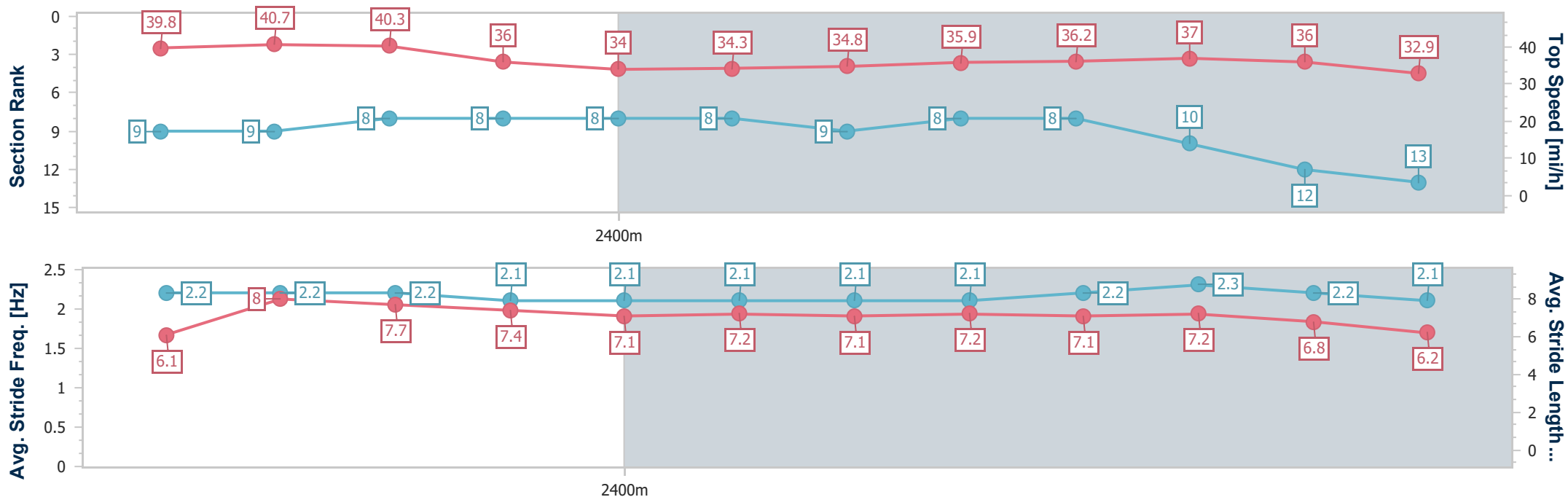
**QIPCO British Champions Day**  
**Race 3: Qipco British Champions Fillies & Mares Stakes**  
 (Group 1) (British Champions Series) - 1M 3F 211Y



15 October 2022 - 14:40

Track Rating: Good to soft, Weather: Overcast, Rail Position: True

Distance To Go	11fur	10fur	9fur	8fur	7fur	6fur	5fur	4fur	3fur	2fur	1fur	Finish
Section Times	0:14.52 [9] (0:14.52)	0:25.86 [9] (0:11.34)	0:38.02 [8] (0:12.16)	0:50.89 [8] (0:12.87)	1:04.41 [8] (0:13.52)	1:17.71 [8] (0:13.30)	1:31.11 [9] (0:13.40)	1:44.15 [8] (0:13.04)	1:56.69 [8] (0:12.54)	2:08.97 [10] (0:12.28)	2:22.27 [12] (0:13.30)	2:37.77 (0:15.50)
Average Speed [mi/h]	29.9	39.7	37.0	35.1	33.6	34.2	33.6	34.6	35.6	36.5	33.8	28.7
Top Speed [mi/h]	39.8	40.7	40.3	36.0	34.0	34.3	34.8	35.9	36.2	37.0	36.0	32.9
Avg. Dist. to Rail [m]	1.3	1.2	0.6	1.1	2.2	2.5	3.6	4.6	3.2	3.0	3.8	6.4
Avg. Stride Freq. [Hz]	2.2	2.2	2.2	2.1	2.1	2.1	2.1	2.1	2.2	2.3	2.2	2.1
Avg. Stride Length [m]	6.1	8.0	7.7	7.4	7.1	7.2	7.1	7.2	7.1	7.2	6.8	6.2



- [ ] Ranking at each section and finish
- .-.- No data available at this section
- NA No data available

Horse Name	Stay Alert
Final Rank	14
Fastest Section Time (Section)	0:11.29 (11fur)
Top Speed [mi/h] (Section)	41.1 (11fur)
Race State	Finished

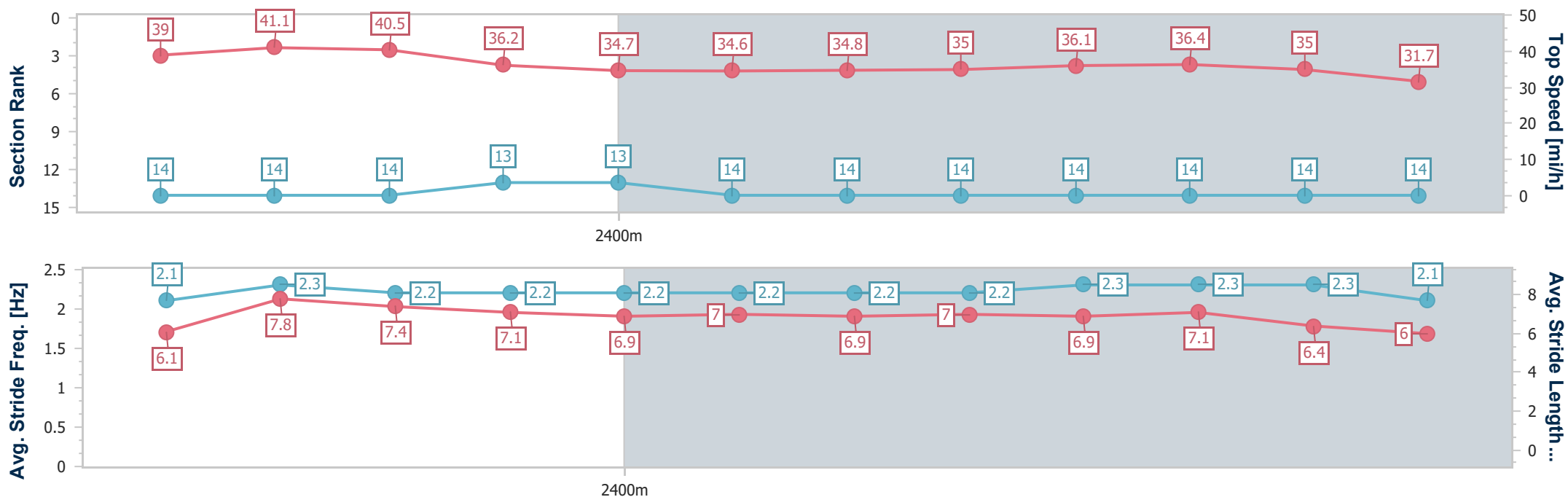
**QIPCO British Champions Day**  
**Race 3: Qipco British Champions Fillies & Mares Stakes**  
 (Group 1) (British Champions Series) - 1M 3F 211Y



15 October 2022 - 14:40

Track Rating: Good to soft, Weather: Overcast, Rail Position: True

Distance To Go	11fur	10fur	9fur	8fur	7fur	6fur	5fur	4fur	3fur	2fur	1fur	Finish
Section Times	0:15.02 [14] (0:15.02)	0:26.31 [14] (0:11.29)	0:38.49 [14] (0:12.18)	0:51.32 [13] (0:12.83)	1:04.85 [13] (0:13.53)	1:18.13 [14] (0:13.28)	1:31.54 [14] (0:13.41)	1:44.69 [14] (0:13.15)	1:57.22 [14] (0:12.53)	2:09.86 [14] (0:12.64)	2:23.65 [14] (0:13.79)	2:39.39 (0:15.74)
Average Speed [mi/h]	28.9	39.9	37.0	35.0	33.7	34.0	33.7	34.3	35.6	36.3	32.6	28.3
Top Speed [mi/h]	39.0	41.1	40.5	36.2	34.7	34.6	34.8	35.0	36.1	36.4	35.0	31.7
Avg. Dist. to Rail [m]	6.2	1.0	0.3	0.9	1.6	2.4	3.3	4.2	2.9	4.3	7.3	6.5
Avg. Stride Freq. [Hz]	2.1	2.3	2.2	2.2	2.2	2.2	2.2	2.2	2.3	2.3	2.3	2.1
Avg. Stride Length [m]	6.1	7.8	7.4	7.1	6.9	7.0	6.9	7.0	6.9	7.1	6.4	6.0



- [ ] Ranking at each section and finish
- .-.- No data available at this section
- NA No data available