

QIPCO British Champions Day
Race 5: Qipco Champion Stakes (Group 1) (British CHampions Middle Distance) - 1M 1F 212Y
15 October 2022 - 16:00



Track Rating: Good to soft, Weather: Overcast, Rail Position: True

Distance To Go		9fur	8fur	7fur	6fur	5fur	4fur	3fur	Last 3fur				
Field Times		0:14.00 (0:14.00)	0:26.15 (0:12.15)	0:39.27 (0:13.12)	0:52.53 (0:13.26)	1:05.91 (0:13.38)	1:19.16 (0:13.25)	1:32.40 (0:13.24)	0:37.14				
Rank	TAB Horse	Barrier	Top Speed [mi/h]	Fastest Section									Distance Travelled [m]
1	3 BAY BRIDGE R Kingscote	4	39.6	0:11.88	0:14.33 [4] (0:14.33)	0:26.55 [4] (0:12.22)	0:39.56 [3] (0:13.01)	0:52.73 [3] (0:13.17)	1:06.12 [3] (0:13.39)	1:19.39 [3] (0:13.27)	1:32.48 [3] (0:13.09)	0:37.12	2012
2	1 ADAYAR W Buick	6	39.3	0:11.83	0:14.52 [5] (0:14.52)	0:26.79 [5] (0:12.27)	0:39.92 [5] (0:13.13)	0:53.10 [5] (0:13.18)	1:06.47 [5] (0:13.37)	1:19.75 [5] (0:13.28)	1:32.44 [2] (0:12.69)	0:37.10	2017
3	8 MY PROSPERO Tom Marquand	7	39.3	0:11.82	0:14.17 [3] (0:14.17)	0:26.49 [3] (0:12.32)	0:39.71 [4] (0:13.22)	0:52.91 [4] (0:13.20)	1:06.27 [4] (0:13.36)	1:19.53 [4] (0:13.26)	1:32.54 [4] (0:13.01)	0:37.17	2015
4	2 BAAEED Jim Crowley	1	39.3	0:11.82	0:14.63 [6] (0:14.63)	0:27.00 [6] (0:12.37)	0:40.11 [6] (0:13.11)	0:53.29 [6] (0:13.18)	1:06.70 [6] (0:13.41)	1:19.97 [6] (0:13.27)	1:32.78 [5] (0:12.81)	0:37.16	2013
5	9 STONE AGE R L Moore	3	40.0	0:12.15	0:14.00 [1] (0:14.00)	0:26.15 [1] (0:12.15)	0:39.27 [1] (0:13.12)	0:52.53 [1] (0:13.26)	1:05.91 [1] (0:13.38)	1:19.16 [1] (0:13.25)	1:32.40 [1] (0:13.24)	0:37.87	2012
6	4 DUBAI HONOUR James Doyle	9	39.2	0:11.84	0:14.73 [7] (0:14.73)	0:27.07 [7] (0:12.34)	0:40.11 [7] (0:13.04)	0:53.33 [7] (0:13.22)	1:06.71 [7] (0:13.38)	1:19.98 [7] (0:13.27)	1:32.82 [6] (0:12.84)	0:37.55	2018
7	5 HELVIC DREAM O J Orr	2	39.4	0:12.28	0:14.93 [9] (0:14.93)	0:27.25 [8] (0:12.32)	0:40.30 [8] (0:13.05)	0:53.51 [8] (0:13.21)	1:06.98 [8] (0:13.47)	1:20.19 [8] (0:13.21)	1:33.10 [8] (0:12.91)	0:38.96	2008
8	6 MAC SWINEY K J Manning	5	38.2	0:12.53	0:14.85 [8] (0:14.85)	0:27.38 [9] (0:12.53)	0:40.43 [9] (0:13.05)	0:53.65 [9] (0:13.22)	1:07.09 [9] (0:13.44)	1:20.23 [9] (0:13.14)	1:33.35 [9] (0:13.12)	0:40.17	2019
9	7 ROYAL CHAMPION Jack Mitchell	8	39.7	0:12.29	0:14.04 [2] (0:14.04)	0:26.33 [2] (0:12.29)	0:39.44 [2] (0:13.11)	0:52.64 [2] (0:13.20)	1:06.00 [2] (0:13.36)	1:19.32 [2] (0:13.32)	1:33.09 [7] (0:13.77)	1:00.24	2013

[] Ranking at each section and finish
 -:-:- No data available at this section
 NA No data available

SCN Saddle cloth number
 DNF Did not finish
 DNT Did not track

QIPCO British Champions Day
Race 5: Qipco Champion Stakes (Group 1) (British CHampions Middle Distance) - 1M 1F 212Y
15 October 2022 - 16:00



Track Rating: Good to soft, Weather: Overcast, Rail Position: True

Distance To Go		2fur	1fur	Finish	Last 3fur					
Field Times		1:44.27 (0:11.87)	1:56.47 (0:12.20)	2:09.54 (0:13.07)	0:37.14					
Rank	TAB Horse	Barrier	Top Speed [mi/h]	Fastest Section	Official Finish Time	Distance Travelled [m]				
1	3 BAY BRIDGE R Kingscote	4	39.6 9fur	0:11.88 3fur	1:44.36 [2] (0:11.88)	1:56.49 [2] (0:12.13)	2:09.60 (0:13.11)	2:09.46	0:37.12	2012
2	1 ADAYAR W Buick	6	39.3 9fur	0:11.83 3fur	1:44.27 [1] (0:11.83)	1:56.47 [1] (0:12.20)	2:09.54 (0:13.07)	2:09.57	0:37.10	2017
3	8 MY PROSPERO Tom Marquand	7	39.3 9fur	0:11.82 3fur	1:44.36 [3] (0:11.82)	1:56.73 [3] (0:12.37)	2:09.71 (0:12.98)	2:09.58	0:37.17	2015
4	2 BAAEED Jim Crowley	1	39.3 9fur	0:11.82 3fur	1:44.60 [4] (0:11.82)	1:56.85 [4] (0:12.25)	2:09.94 (0:13.09)	2:09.82	0:37.16	2013
5	9 STONE AGE R L Moore	3	40.0 9fur	0:12.15 9fur	1:44.69 [6] (0:12.29)	1:57.07 [6] (0:12.38)	2:10.27 (0:13.20)	2:10.10	0:37.87	2012
6	4 DUBAI HONOUR James Doyle	9	39.2 3fur	0:11.84 3fur	1:44.66 [5] (0:11.84)	1:57.06 [5] (0:12.40)	2:10.37 (0:13.31)	2:10.32	0:37.55	2018
7	5 HELVIC DREAM O J Orr	2	39.4 9fur	0:12.28 3fur	1:45.38 [7] (0:12.28)	1:58.34 [7] (0:12.96)	2:12.06 (0:13.72)	2:11.89	0:38.96	2008
8	6 MAC SWINEY K J Manning	5	38.2 9fur	0:12.53 9fur	1:45.98 [8] (0:12.63)	1:59.29 [8] (0:13.31)	2:13.52 (0:14.23)	2:13.39	0:40.17	2019
9	7 ROYAL CHAMPION Jack Mitchell	8	39.7 9fur	0:12.29 9fur	1:48.88 [9] (0:15.79)	2:09.22 [9] (0:20.34)	2:33.33 (0:24.11)	2:33.38	1:00.24	2013

[] Ranking at each section and finish
 -:-:- No data available at this section
 NA No data available

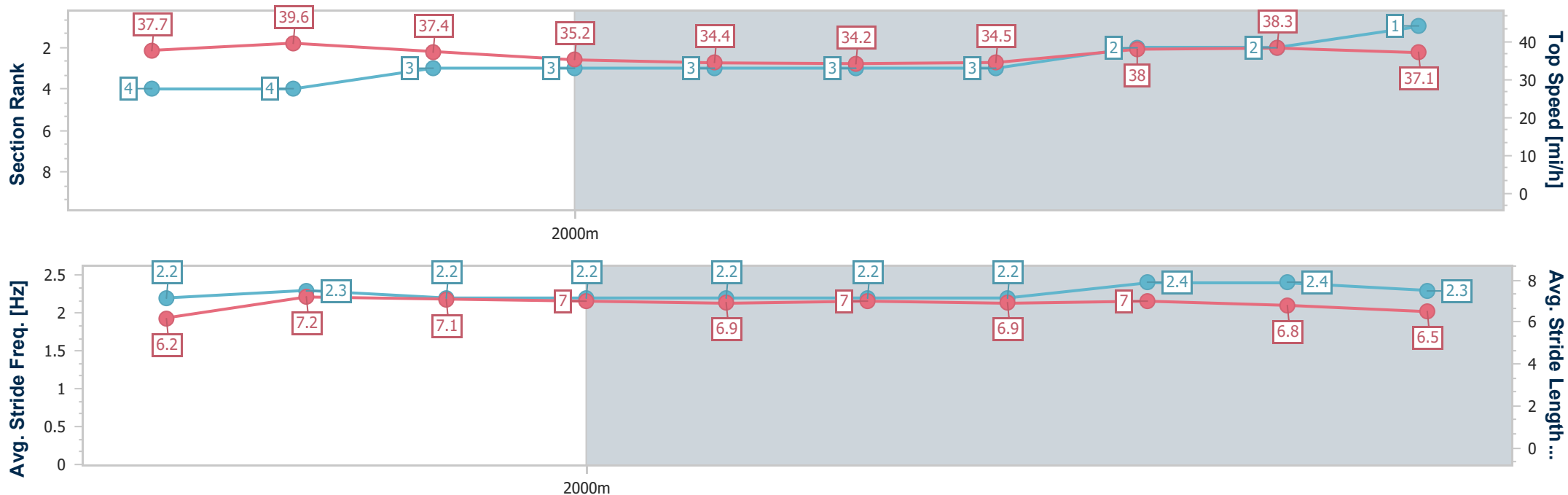
SCN Saddle cloth number
 DNF Did not finish
 DNT Did not track

Horse Name	Bay Bridge
Final Rank	1
Fastest Section Time (Section)	0:11.88 (3fur)
Top Speed [mi/h] (Section)	39.6 (9fur)
Race State	Finished

QIPCO British Champions Day
 Race 5: Qipco Champion Stakes (Group 1) (British CHampions Middle Distance) - 1M 1F 212Y
 15 October 2022 - 16:00
 Track Rating: Good to soft, Weather: Overcast, Rail Position: True



Distance To Go	9fur	8fur	7fur	6fur	5fur	4fur	3fur	2fur	1fur	Finish
Section Times	0:14.33 [4] (0:14.33)	0:26.55 [4] (0:12.22)	0:39.56 [3] (0:13.01)	0:52.73 [3] (0:13.17)	1:06.12 [3] (0:13.39)	1:19.39 [3] (0:13.27)	1:32.48 [3] (0:13.09)	1:44.36 [2] (0:11.88)	1:56.49 [2] (0:12.13)	2:09.60 (0:13.11)
Average Speed [mi/h]	30.4	36.9	35.2	34.5	33.8	33.9	34.4	38.0	37.2	34.1
Top Speed [mi/h]	37.7	39.6	37.4	35.2	34.4	34.2	34.5	38.0	38.3	37.1
Avg. Dist. to Rail [m]	3.5	2.4	2.8	4.1	5.4	5.4	2.5	3.0	3.4	5.6
Avg. Stride Freq. [Hz]	2.2	2.3	2.2	2.2	2.2	2.2	2.2	2.4	2.4	2.3
Avg. Stride Length [m]	6.2	7.2	7.1	7.0	6.9	7.0	6.9	7.0	6.8	6.5



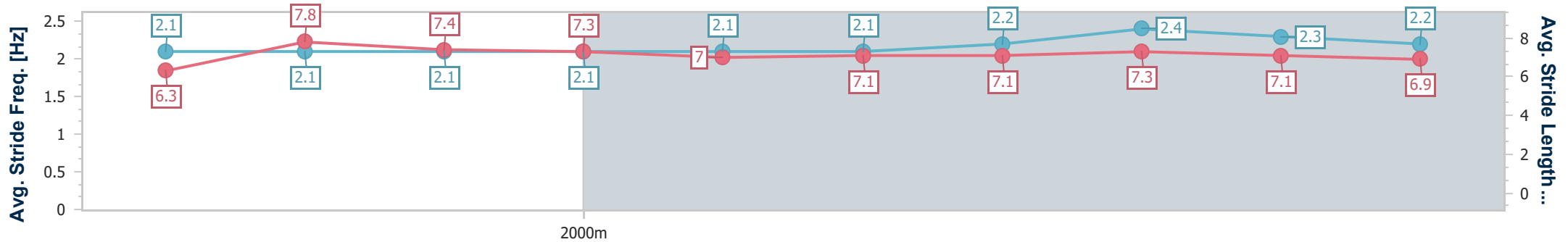
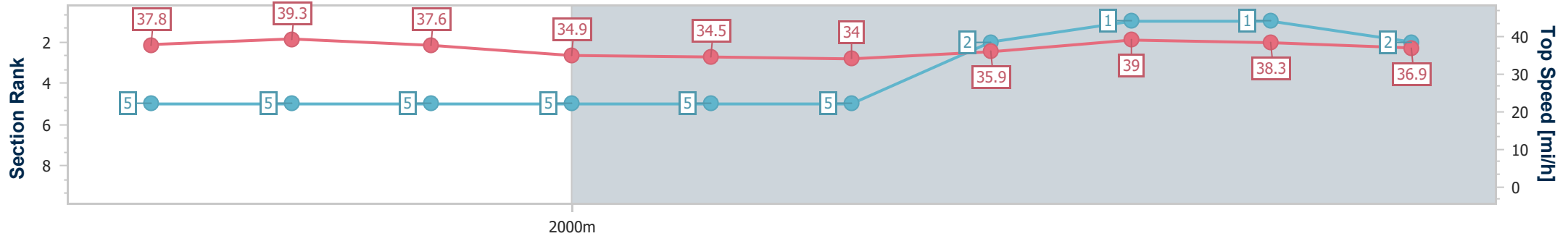
- [] Ranking at each section and finish
- .-.- No data available at this section
- NA No data available

Horse Name	Adayar
Final Rank	2
Fastest Section Time (Section)	0:11.83 (3fur)
Top Speed [mi/h] (Section)	39.3 (9fur)
Race State	Finished

15 October 2022 - 16:00

Track Rating: Good to soft, Weather: Overcast, Rail Position: True

Distance To Go	9fur	8fur	7fur	6fur	5fur	4fur	3fur	2fur	1fur	Finish
Section Times	0:14.52 [5] (0:14.52)	0:26.79 [5] (0:12.27)	0:39.92 [5] (0:13.13)	0:53.10 [5] (0:13.18)	1:06.47 [5] (0:13.37)	1:19.75 [5] (0:13.28)	1:32.44 [2] (0:12.69)	1:44.27 [1] (0:11.83)	1:56.47 [1] (0:12.20)	2:09.54 (0:13.07)
Average Speed [mi/h]	30.0	36.9	35.0	34.8	33.6	33.8	35.7	38.8	36.9	34.1
Top Speed [mi/h]	37.8	39.3	37.6	34.9	34.5	34.0	35.9	39.0	38.3	36.9
Avg. Dist. to Rail [m]	4.1	2.9	3.1	3.9	5.5	5.7	2.1	3.6	5.0	8.0
Avg. Stride Freq. [Hz]	2.1	2.1	2.1	2.1	2.1	2.1	2.2	2.4	2.3	2.2
Avg. Stride Length [m]	6.3	7.8	7.4	7.3	7.0	7.1	7.1	7.3	7.1	6.9



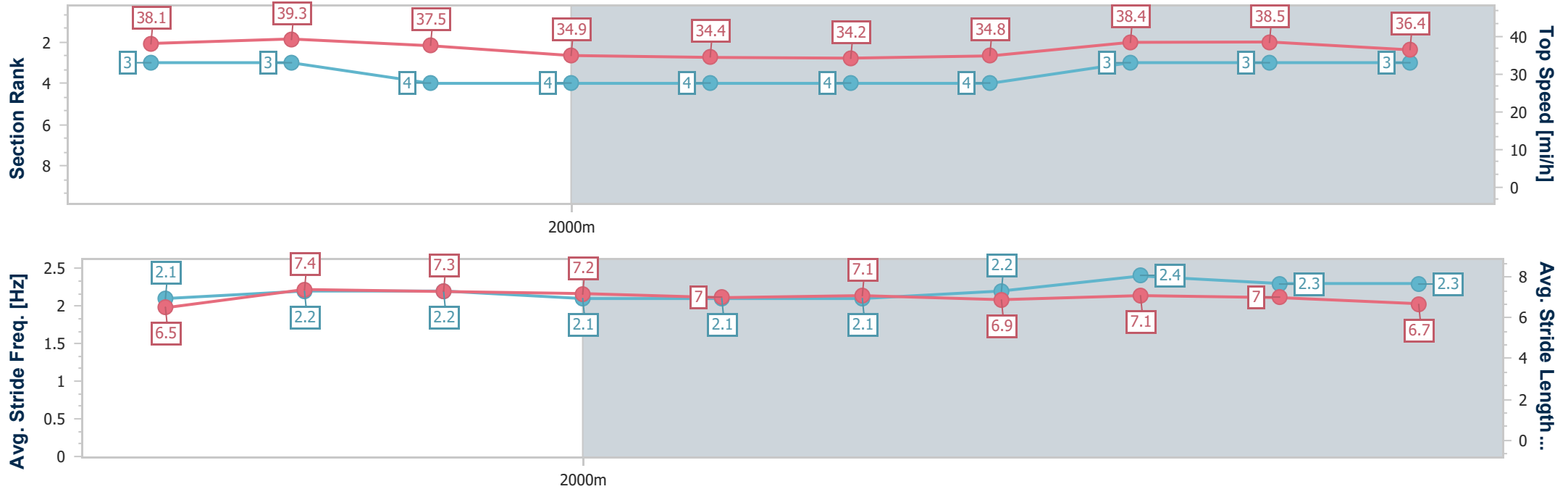
- [] Ranking at each section and finish
- .-.- No data available at this section
- NA No data available

Horse Name	My Prospero
Final Rank	3
Fastest Section Time (Section)	0:11.82 (3fur)
Top Speed [mi/h] (Section)	39.3 (9fur)
Race State	Finished

15 October 2022 - 16:00

Track Rating: Good to soft, Weather: Overcast, Rail Position: True

Distance To Go	9fur	8fur	7fur	6fur	5fur	4fur	3fur	2fur	1fur	Finish
Section Times	0:14.17 [3] (0:14.17)	0:26.49 [3] (0:12.32)	0:39.71 [4] (0:13.22)	0:52.91 [4] (0:13.20)	1:06.27 [4] (0:13.36)	1:19.53 [4] (0:13.26)	1:32.54 [4] (0:13.01)	1:44.36 [3] (0:11.82)	1:56.73 [3] (0:12.37)	2:09.71 (0:12.98)
Average Speed [mi/h]	30.7	36.8	34.9	34.7	33.6	33.9	34.7	38.2	36.3	34.4
Top Speed [mi/h]	38.1	39.3	37.5	34.9	34.4	34.2	34.8	38.4	38.5	36.4
Avg. Dist. to Rail [m]	4.7	3.3	3.9	4.9	6.3	6.5	2.6	3.0	4.4	8.5
Avg. Stride Freq. [Hz]	2.1	2.2	2.2	2.1	2.1	2.1	2.2	2.4	2.3	2.3
Avg. Stride Length [m]	6.5	7.4	7.3	7.2	7.0	7.1	6.9	7.1	7.0	6.7



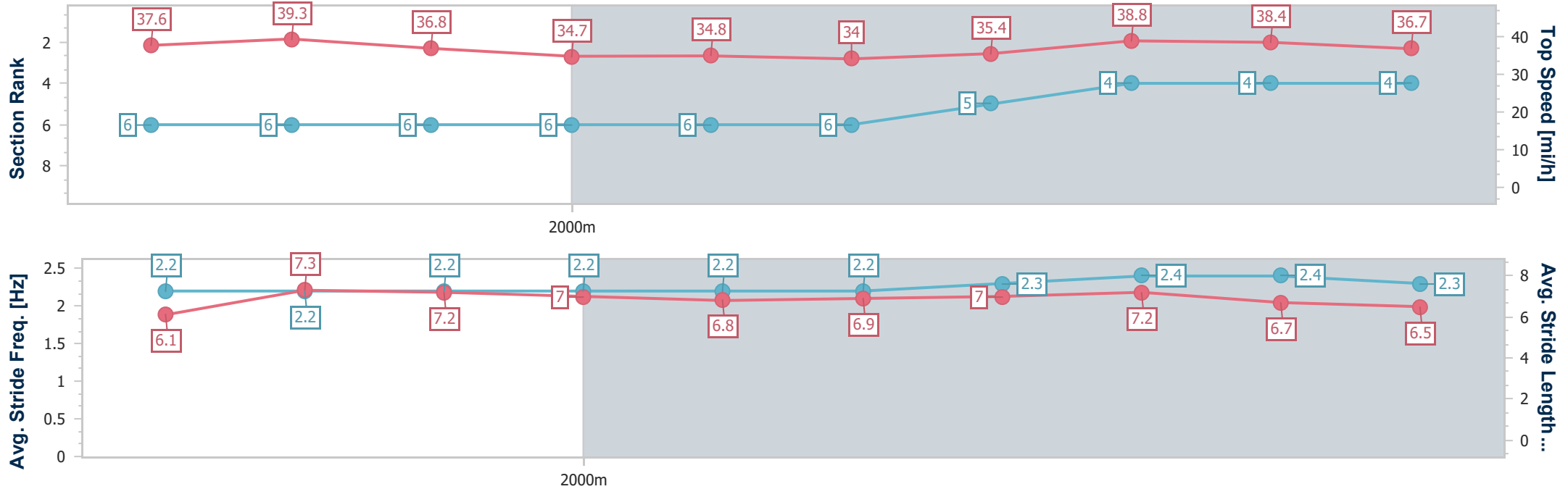
- [] Ranking at each section and finish
- .-.-.- No data available at this section
- NA No data available



Horse Name	Baaeed
Final Rank	4
Fastest Section Time (Section)	0:11.82 (3fur)
Top Speed [mi/h] (Section)	39.3 (9fur)
Race State	Finished

QIPCO British Champions Day
 Race 5: Qipco Champion Stakes (Group 1) (British CHampions Middle Distance) - 1M 1F 212Y 
 15 October 2022 - 16:00
 Track Rating: Good to soft, Weather: Overcast, Rail Position: True

Distance To Go	9fur	8fur	7fur	6fur	5fur	4fur	3fur	2fur	1fur	Finish
Section Times	0:14.63 [6] (0:14.63)	0:27.00 [6] (0:12.37)	0:40.11 [6] (0:13.11)	0:53.29 [6] (0:13.18)	1:06.70 [6] (0:13.41)	1:19.97 [6] (0:13.27)	1:32.78 [5] (0:12.81)	1:44.60 [4] (0:11.82)	1:56.85 [4] (0:12.25)	2:09.94 (0:13.09)
Average Speed [mi/h]	29.8	36.6	35.0	34.4	33.5	34.0	35.3	38.6	36.7	33.8
Top Speed [mi/h]	37.6	39.3	36.8	34.7	34.8	34.0	35.4	38.8	38.4	36.7
Avg. Dist. to Rail [m]	2.2	2.6	2.9	4.0	5.6	6.0	2.6	3.8	5.7	9.5
Avg. Stride Freq. [Hz]	2.2	2.2	2.2	2.2	2.2	2.2	2.3	2.4	2.4	2.3
Avg. Stride Length [m]	6.1	7.3	7.2	7.0	6.8	6.9	7.0	7.2	6.7	6.5



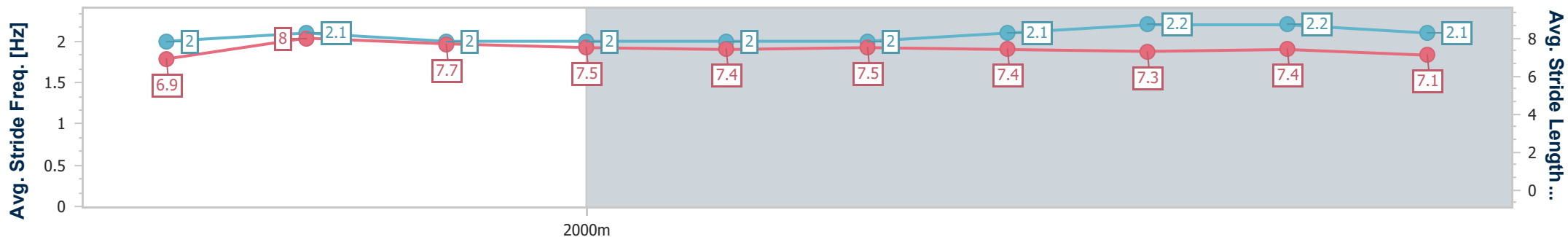
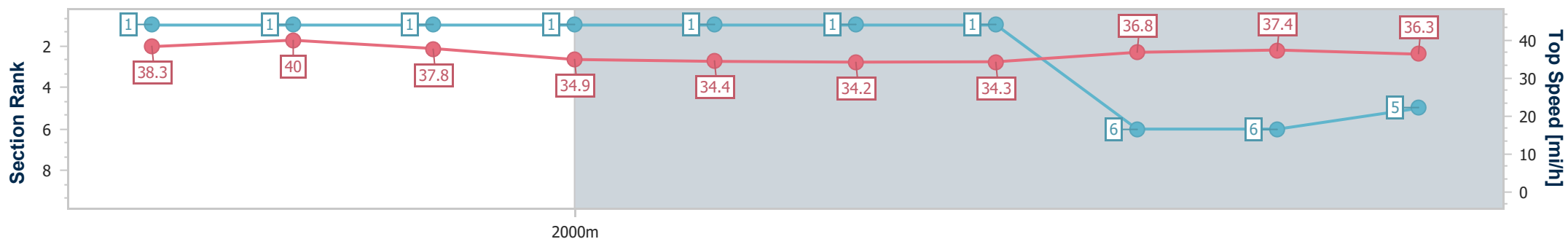
- [] Ranking at each section and finish
- .-.-.- No data available at this section
- NA No data available

Horse Name	Stone Age
Final Rank	5
Fastest Section Time (Section)	0:12.15 (9fur)
Top Speed [mi/h] (Section)	40.0 (9fur)
Race State	Finished

QIPCO British Champions Day
 Race 5: Qipco Champion Stakes (Group 1) (British CHampions Middle Distance) - 1M 1F 212Y
 15 October 2022 - 16:00
 Track Rating: Good to soft, Weather: Overcast, Rail Position: True



Distance To Go	9fur	8fur	7fur	6fur	5fur	4fur	3fur	2fur	1fur	Finish
Section Times	0:14.00 [1] (0:14.00)	0:26.15 [1] (0:12.15)	0:39.27 [1] (0:13.12)	0:52.53 [1] (0:13.26)	1:05.91 [1] (0:13.38)	1:19.16 [1] (0:13.25)	1:32.40 [1] (0:13.24)	1:44.69 [6] (0:12.29)	1:57.07 [6] (0:12.38)	2:10.27 (0:13.20)
Average Speed [mi/h]	31.3	37.1	35.1	34.3	33.7	34.0	33.9	36.7	36.4	33.8
Top Speed [mi/h]	38.3	40.0	37.8	34.9	34.4	34.2	34.3	36.8	37.4	36.3
Avg. Dist. to Rail [m]	3.4	3.0	3.2	4.3	5.5	5.4	3.0	2.8	2.2	3.2
Avg. Stride Freq. [Hz]	2.0	2.1	2.0	2.0	2.0	2.0	2.1	2.2	2.2	2.1
Avg. Stride Length [m]	6.9	8.0	7.7	7.5	7.4	7.5	7.4	7.3	7.4	7.1



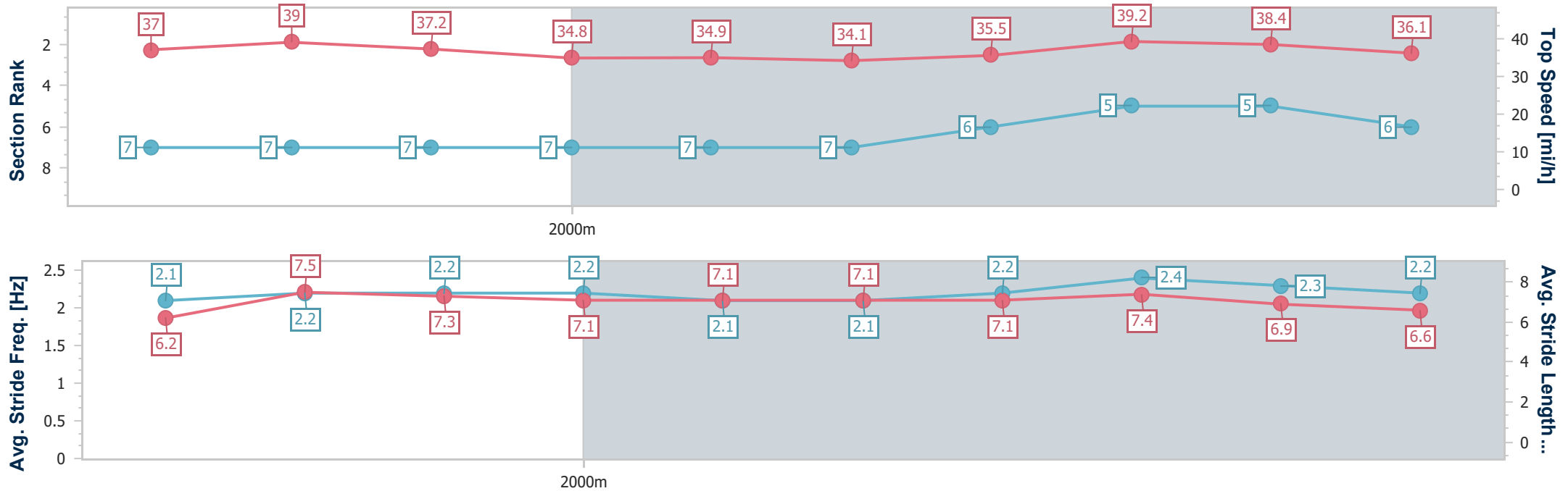
- [] Ranking at each section and finish
- .-.- No data available at this section
- NA No data available

Horse Name	Dubai Honour
Final Rank	6
Fastest Section Time (Section)	0:11.84 (3fur)
Top Speed [mi/h] (Section)	39.2 (3fur)
Race State	Finished

15 October 2022 - 16:00

Track Rating: Good to soft, Weather: Overcast, Rail Position: True

Distance To Go	9fur	8fur	7fur	6fur	5fur	4fur	3fur	2fur	1fur	Finish
Section Times	0:14.73 [7] (0:14.73)	0:27.07 [7] (0:12.34)	0:40.11 [7] (0:13.04)	0:53.33 [7] (0:13.22)	1:06.71 [7] (0:13.38)	1:19.98 [7] (0:13.27)	1:32.82 [6] (0:12.84)	1:44.66 [5] (0:11.84)	1:57.06 [5] (0:12.40)	2:10.37 (0:13.31)
Average Speed [mi/h]	29.4	36.8	35.2	34.5	33.7	33.9	35.4	39.1	36.3	33.3
Top Speed [mi/h]	37.0	39.0	37.2	34.8	34.9	34.1	35.5	39.2	38.4	36.1
Avg. Dist. to Rail [m]	5.2	2.2	2.8	4.6	6.4	7.0	2.4	5.0	7.4	7.1
Avg. Stride Freq. [Hz]	2.1	2.2	2.2	2.2	2.1	2.1	2.2	2.4	2.3	2.2
Avg. Stride Length [m]	6.2	7.5	7.3	7.1	7.1	7.1	7.1	7.4	6.9	6.6

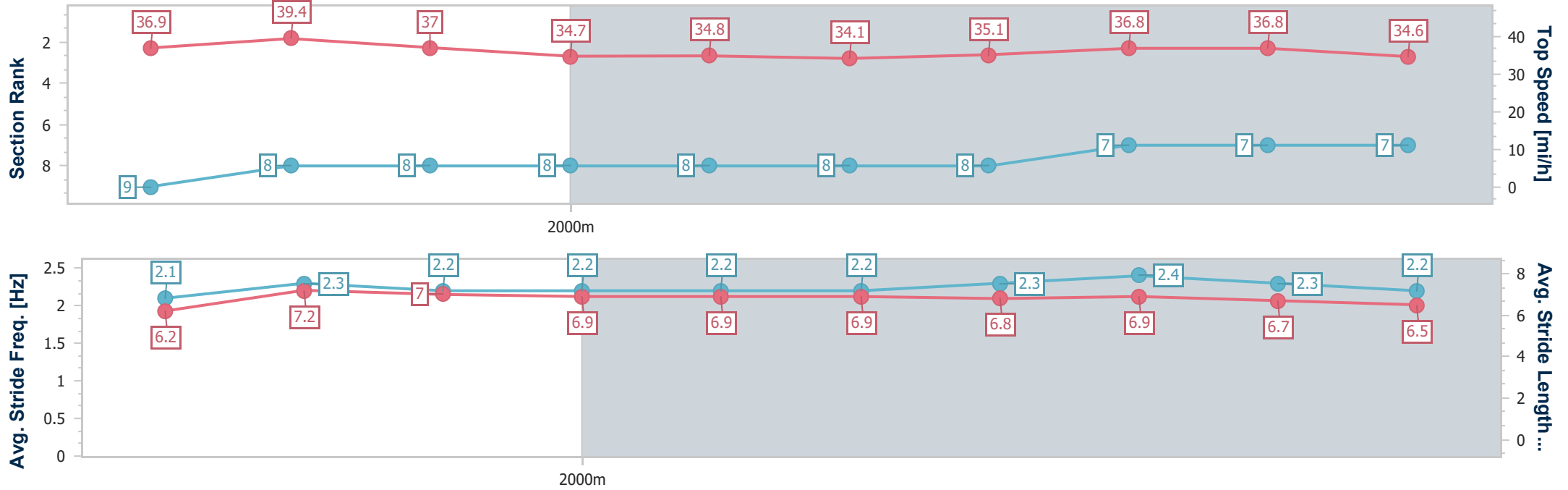


- [] Ranking at each section and finish
- .-.- No data available at this section
- NA No data available

Horse Name	Helvic Dream
Final Rank	7
Fastest Section Time (Section)	0:12.28 (3fur)
Top Speed [mi/h] (Section)	39.4 (9fur)
Race State	Finished

QIPCO British Champions Day
 Race 5: Qipco Champion Stakes (Group 1) (British CHampions Middle Distance) - 1M 1F 212Y 
 15 October 2022 - 16:00
 Track Rating: Good to soft, Weather: Overcast, Rail Position: True

Distance To Go	9fur	8fur	7fur	6fur	5fur	4fur	3fur	2fur	1fur	Finish
Section Times	0:14.93 [9] (0:14.93)	0:27.25 [8] (0:12.32)	0:40.30 [8] (0:13.05)	0:53.51 [8] (0:13.21)	1:06.98 [8] (0:13.47)	1:20.19 [8] (0:13.21)	1:33.10 [8] (0:12.91)	1:45.38 [7] (0:12.28)	1:58.34 [7] (0:12.96)	2:12.06 (0:13.72)
Average Speed [mi/h]	29.2	36.7	34.8	34.4	33.5	34.0	34.9	36.5	34.7	32.6
Top Speed [mi/h]	36.9	39.4	37.0	34.7	34.8	34.1	35.1	36.8	36.8	34.6
Avg. Dist. to Rail [m]	1.7	1.0	2.0	3.4	5.0	5.2	2.6	3.5	4.0	3.4
Avg. Stride Freq. [Hz]	2.1	2.3	2.2	2.2	2.2	2.2	2.3	2.4	2.3	2.2
Avg. Stride Length [m]	6.2	7.2	7.0	6.9	6.9	6.9	6.8	6.9	6.7	6.5

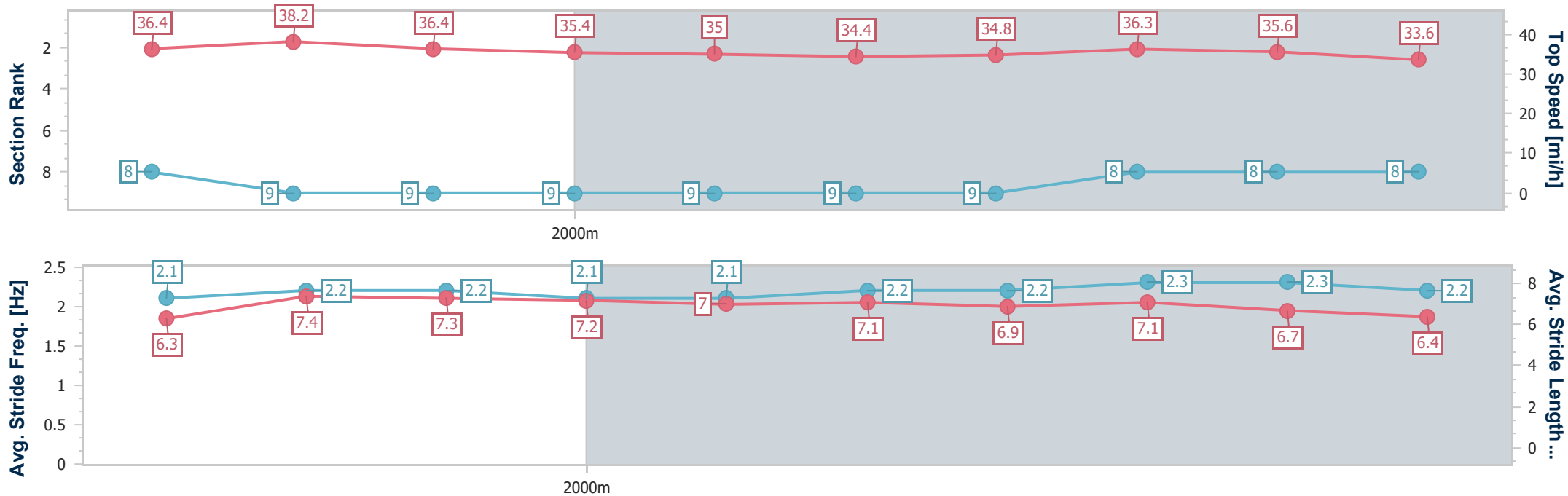


- [] Ranking at each section and finish
- .-.-.- No data available at this section
- NA No data available

Horse Name	Mac Swiney
Final Rank	8
Fastest Section Time (Section)	0:12.53 (9fur)
Top Speed [mi/h] (Section)	38.2 (9fur)
Race State	Finished

QIPCO British Champions Day
Race 5: Qipco Champion Stakes (Group 1) (British Champions Middle Distance) - 1M 1F 212Y 
 15 October 2022 - 16:00
 Track Rating: Good to soft, Weather: Overcast, Rail Position: True

Distance To Go	9fur	8fur	7fur	6fur	5fur	4fur	3fur	2fur	1fur	Finish
Section Times	0:14.85 [8] (0:14.85)	0:27.38 [9] (0:12.53)	0:40.43 [9] (0:13.05)	0:53.65 [9] (0:13.22)	1:07.09 [9] (0:13.44)	1:20.23 [9] (0:13.14)	1:33.35 [9] (0:13.12)	1:45.98 [8] (0:12.63)	1:59.29 [8] (0:13.31)	2:13.52 (0:14.23)
Average Speed [mi/h]	29.3	36.2	35.5	34.7	33.4	34.3	34.7	36.2	33.8	31.3
Top Speed [mi/h]	36.4	38.2	36.4	35.4	35.0	34.4	34.8	36.3	35.6	33.6
Avg. Dist. to Rail [m]	4.0	3.3	4.2	5.0	6.2	6.5	2.5	4.0	6.0	7.9
Avg. Stride Freq. [Hz]	2.1	2.2	2.2	2.1	2.1	2.2	2.2	2.3	2.3	2.2
Avg. Stride Length [m]	6.3	7.4	7.3	7.2	7.0	7.1	6.9	7.1	6.7	6.4



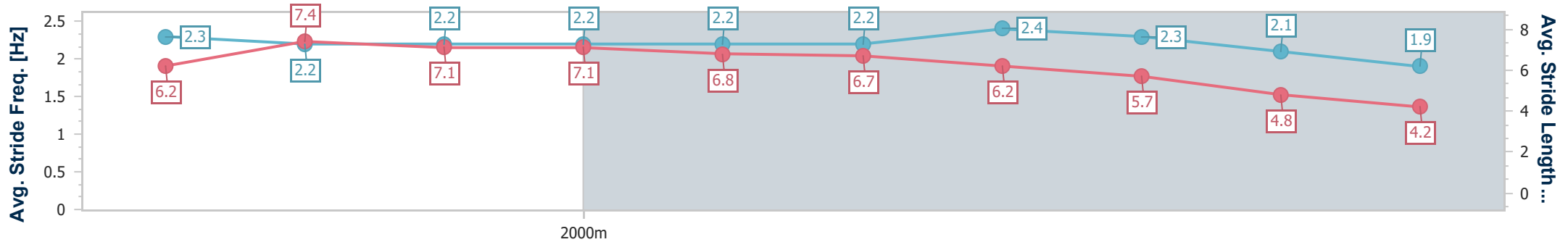
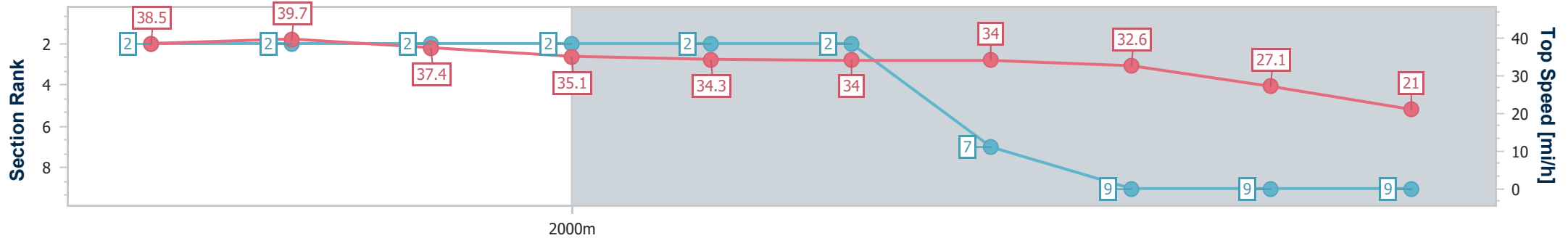
- [] Ranking at each section and finish
- .-.- No data available at this section
- NA No data available

Horse Name	Royal Champion
Final Rank	9
Fastest Section Time (Section)	0:12.29 (9fur)
Top Speed [mi/h] (Section)	39.7 (9fur)
Race State	Finished

15 October 2022 - 16:00

Track Rating: Good to soft, Weather: Overcast, Rail Position: True

Distance To Go	9fur	8fur	7fur	6fur	5fur	4fur	3fur	2fur	1fur	Finish			
Section Times	0:14.04 [2] (0:14.04)	0:26.33 [2] (0:12.29)	0:39.44 [2] (0:13.11)	0:52.64 [2] (0:13.20)	1:06.00 [2] (0:13.36)	1:19.32 [2] (0:13.32)	1:33.09 [7] (0:13.77)	1:48.88 [9] (0:15.79)	2:09.22 [9] (0:20.34)	2:33.33 (0:24.11)			
Average Speed [mi/h]	31.0	36.7	35.2	34.6	33.8	33.6	32.9	28.5	22.1	18.5			
Top Speed [mi/h]	38.5	39.7	37.4	35.1	34.3	34.0	34.0	32.6	27.1	21.0			
Avg. Dist. to Rail [m]	6.2	3.8	3.5	4.5	5.9	5.9	2.1	2.1	1.0	1.0			
Avg. Stride Freq. [Hz]	2.3	2.2	2.2	2.2	2.2	2.2	2.4	2.3	2.1	1.9			
Avg. Stride Length [m]	6.2	7.4	7.1	7.1	6.8	6.7	6.2	5.7	4.8	4.2			



- [] Ranking at each section and finish
- .-.-.- No data available at this section
- NA No data available